

OHIO STATE HIGHWAY PATROL 2017 OPERATIONAL REPORT



- Bureau of Motor Vehicles
- Emergency Management Agency
- Emergency Medical Services
- Office of Criminal Justice Services
- Ohio Homeland Security
- **Ohio State Highway Patrol**



August 14, 2018

I am pleased to release the 2017 Operational Report for the Ohio State Highway Patrol. The last seven years have been among the safest in Ohio's history and this report illustrates the numerous ways troopers are contributing to a better quality of life in Ohio. This report contains an in-depth review of this year's successes as well as a comparison to the past four years and District summaries.

Key highlights for 2017:

- OSHP conducted more than 1.4 million contacts with motorists.
- Of all contacts, 43 percent were enforcement and 57 percent were non-enforcement.
- 1,094 fatal crashes resulted in 1,179 deaths in Ohio.
- Of all fatal crashes, 379 were OVI-related, killing 405 people.
- OSHP removed 27,347 impaired motorists.
- OSHP made 16,661 drug arrests.
- OSHP issued 136,107 safety belt citations.

The Ohio State Highway Patrol continues to focus efforts on reducing traffic-related fatalities and increasing criminal patrol efforts through high-visibility enforcement. As the state continues to address the drug epidemic that plagues many local communities, troopers remain committed to do their part by looking beyond the license plate, identifying illegal activity, and removing dangerous drugs before they reach their intended destination. It is our hope the information provided will be used to promote traffic safety and remove the criminal element from Ohio roads.

Sincerely,



Colonel Paul A. Pride, Superintendent
Ohio State Highway Patrol

Table of Contents

2017 Summary Statistics & Maps.....	3
Appendix A: State Summary Data	22
Activity by Year	23
District and State Activity Totals.....	24
Additional State Totals	25
Appendix B: District Summary Sheets.....	26
Appendix C: County Summary Sheets	36

This page intentionally left blank.

OHIO STATE HIGHWAY PATROL

MONTHLY OPERATIONS REPORT

-- 2017 Summary Statistics and Maps --

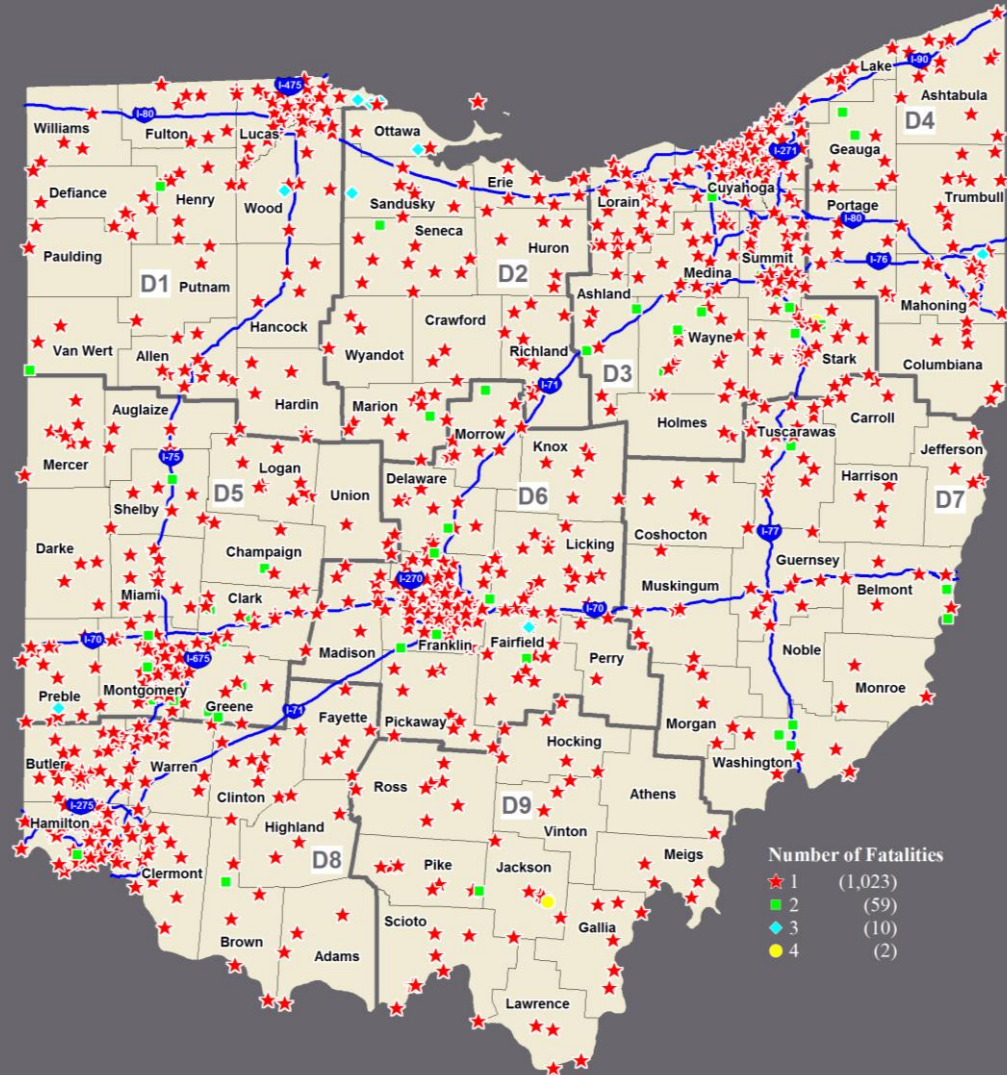


OHIO STATE HIGHWAY PATROL Fatal Traffic Crashes

2017
Final
Report



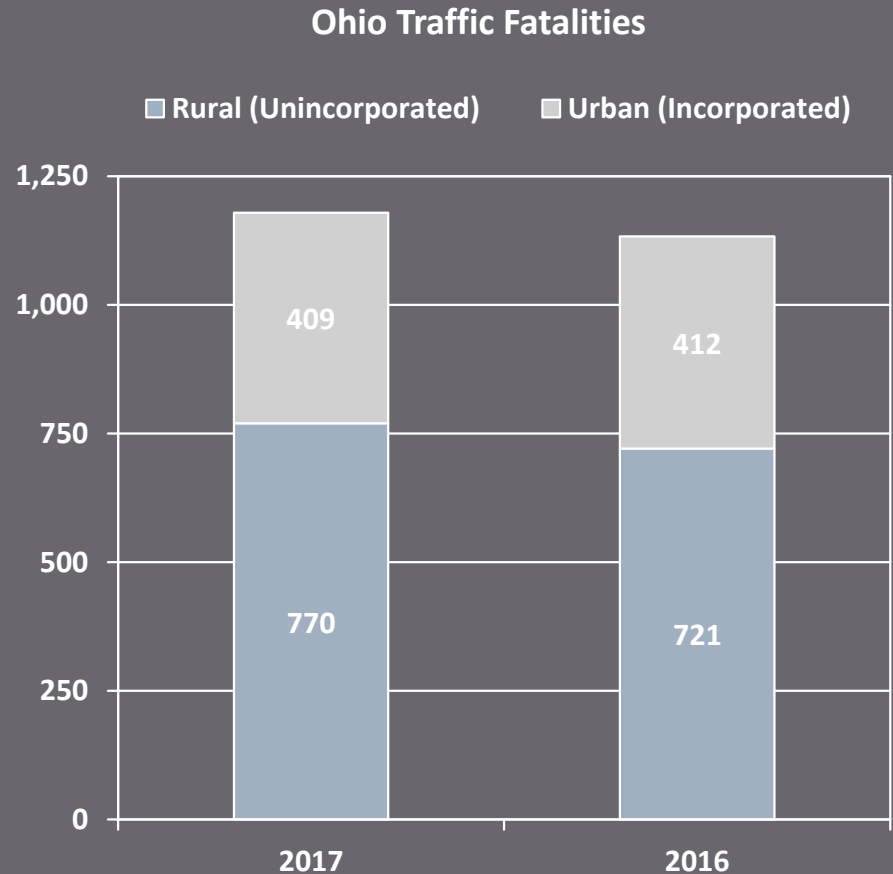
- ✓ In 2017, there were 1,094 fatal crashes resulting in 1,179 deaths in Ohio.
- ✓ This was 40 more fatal crashes (+4%) than occurred in 2016.
- ✓ Cuyahoga (91), Franklin (85), Hamilton (54) and Montgomery (46) Counties led the state in fatal traffic crashes.
- ✓ These 4 counties accounted for one in four fatal crashes (276 or 25%) in Ohio.
- ✓ OSHP was the lead investigating agency in 549 fatal traffic crashes (50%).



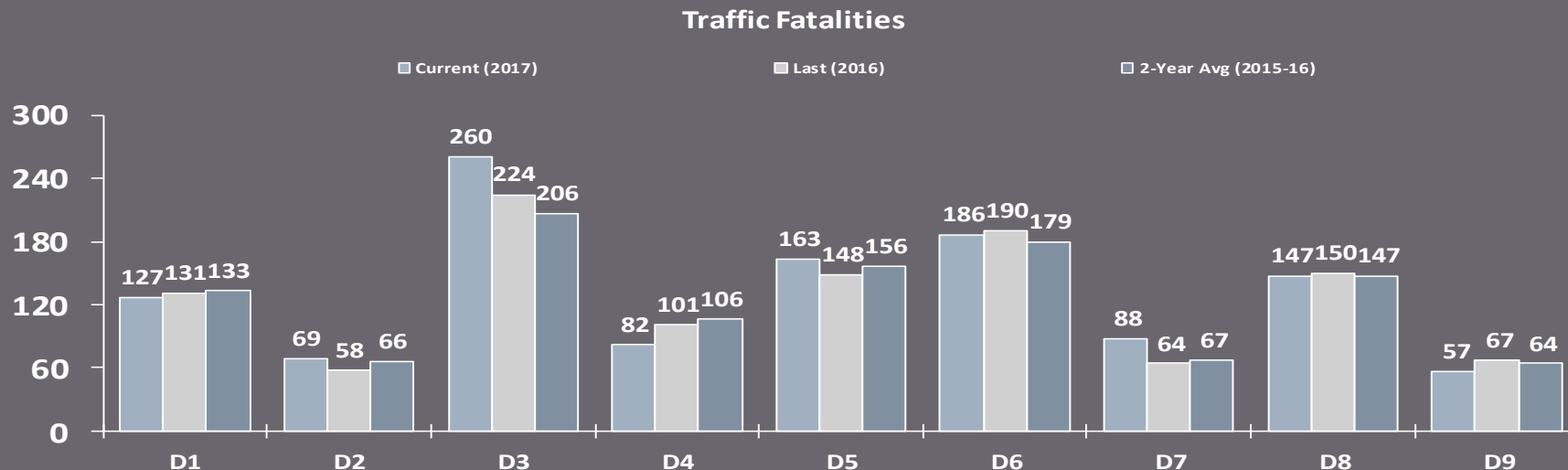
OHIO STATE HIGHWAY PATROL

Traffic Fatalities

- ✓ In 2017, 1,179 people died in traffic-related crashes on Ohio roadways. This included 770 rural and 409 urban fatalities (65% and 35% respectively).
- ✓ This was 46 more traffic fatalities (+4%) than occurred in 2016.
- ✓ In 2017, rural fatalities increased by 49 (+7%) and urban fatalities decreased by 3 (-1%) compared to 2016.



Traffic Fatalities by District



- ✓ In 2017, there were 1,179 traffic fatalities in Ohio. This was 46 more traffic fatalities (+4%) than in 2016 and 57 more traffic fatalities (+5%) than the previous 2-year average (2015-2016).
- ✓ District 3, District 6 and District 5 led the state in traffic fatalities in 2017 (260, 186 and 163 respectively).
- ✓ District 4 and District 9 each reported declines in the number of traffic fatalities of more than 10% from 2016 to 2017.

OHIO STATE HIGHWAY PATROL

OVI-Related Fatal Traffic Crashes

2017
Final
Report

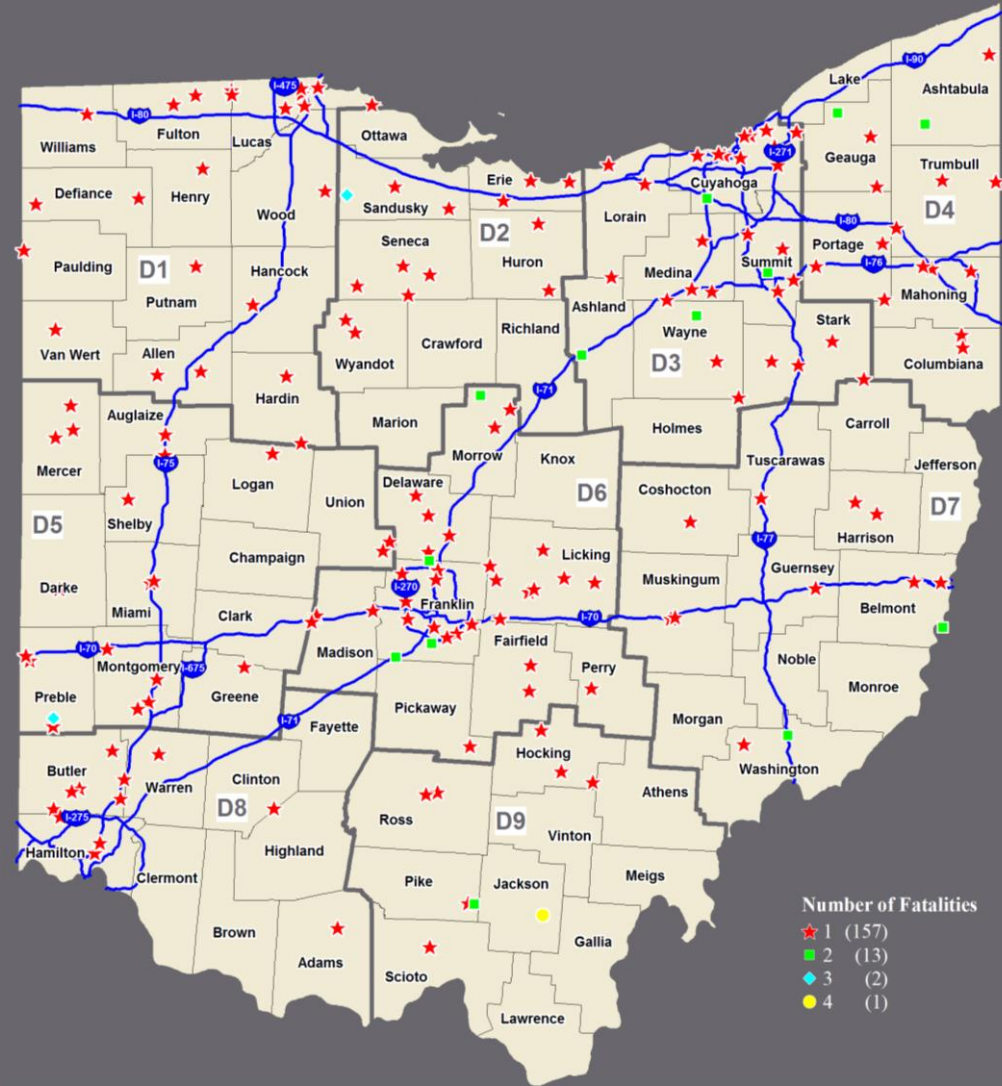


- ✓ In 2017, of all fatal crashes, 379 were OVI-related resulting in 405 deaths. This included 252 rural (66%) and 127 urban (34%) OVI-related fatal crashes.
- ✓ This was 13 fewer OVI-related fatal crashes (-3%) than occurred in 2016.
- ✓ Thirty-five percent (35%) of fatal traffic crashes in 2017 were OVI-related.
- ✓ Cuyahoga (27), Lucas (19), Hamilton (19) and Summit (17) Counties led the state in OVI-related fatal traffic crashes in 2017.
- ✓ OSHP was the lead investigating agency in 209 OVI-related fatal crashes (55%).



Commercial-Involved Fatal Traffic Crashes

- ✓ In 2017, there were 173 commercial-involved fatal traffic crashes resulting in 193 deaths in Ohio. This included 125 rural (72%) and 48 urban (28%) fatal crashes.
- ✓ This was 24 more commercial-involved fatal crashes (+16%) than occurred in 2016.
- ✓ Franklin (11), Cuyahoga (11), Licking (8) and Lucas (7) Counties led the state in commercial-involved fatal traffic crashes in 2017.
- ✓ OSHP was the lead investigating agency in 105 commercial-involved fatal crashes (61%).



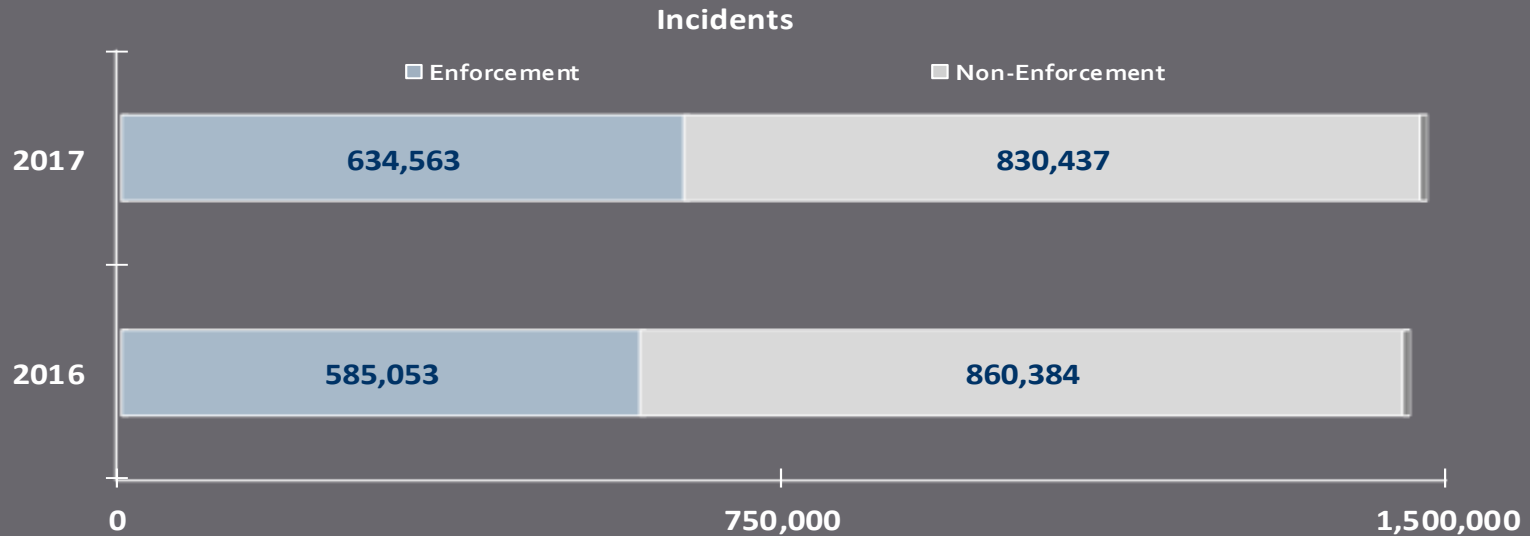
Motorcycle-Involved Fatal Traffic Crashes

- ✓ In 2017, there were 155 motorcycle-involved fatal traffic crashes resulting in 159 deaths in Ohio. This included 97 rural (63%) and 58 urban (37%) fatal crashes.
- ✓ This was 39 fewer motorcycle-involved fatal crashes (-20%) than occurred in 2016.
- ✓ Cuyahoga (13), Franklin (10), Hamilton (9), Lorain (8) and Tuscarawas (8) Counties led the state in motorcycle-involved fatal traffic crashes in 2017.
- ✓ OSHP was the lead investigating agency in 76 motorcycle-involved fatal crashes (49%).



OHIO STATE HIGHWAY PATROL

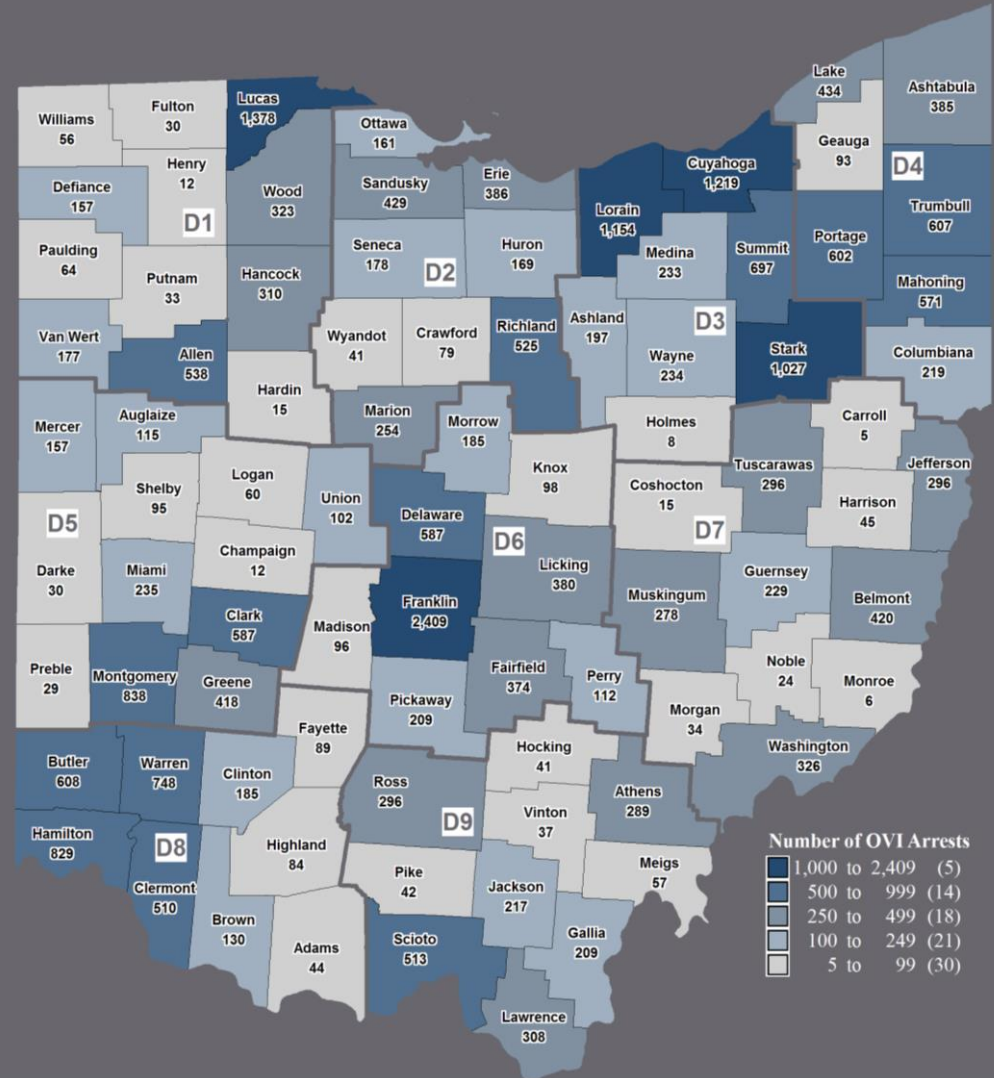
Activity



- ✓ In 2017, Troopers were involved in 1,465,000 incidents. This included 634,563 enforcement and 830,437 non-enforcement incidents (43% and 57% respectively).
- ✓ Total incidents increased 19,563 (+1%) from 2016 levels. Enforcement incidents were up 49,510 (+8%) and non-enforcement incidents were down 29,947 (-3%).

Select Traffic Enforcement: OVI

- ✓ In 2017, Troopers made 27,347 OVI arrests.
- ✓ This was 2,119 more OVI arrests (+8%) than were made in 2016.
- ✓ OVI arrests by Troopers occurred most frequently in Franklin (2,409), Lucas (1,378), Cuyahoga (1,219), Lorain (1,154) and Stark (1,027) Counties.
- ✓ These 5 counties accounted for more than one in four OSHP OVI arrests (7,187 or 26%).
- ✓ Lorain (+301), Summit (+166), Delaware (+157) and Cuyahoga (+156) Counties saw the largest increases in OSHP OVI arrests from 2016 to 2017.
- ✓ Post 76 Canton (1,460), Post 18 Cleveland (1,114), Post 48 Toledo (1,019) and Post 47 Elyria (1,004) led the state in OVI arrests in 2017.
- ✓ Post 76 Canton (+370), Post 47 Elyria (+298), Post 25 Columbus (+274) and Post 31 Cincinnati (+238) recorded the largest increases in OVI arrests from 2016 to 2017.

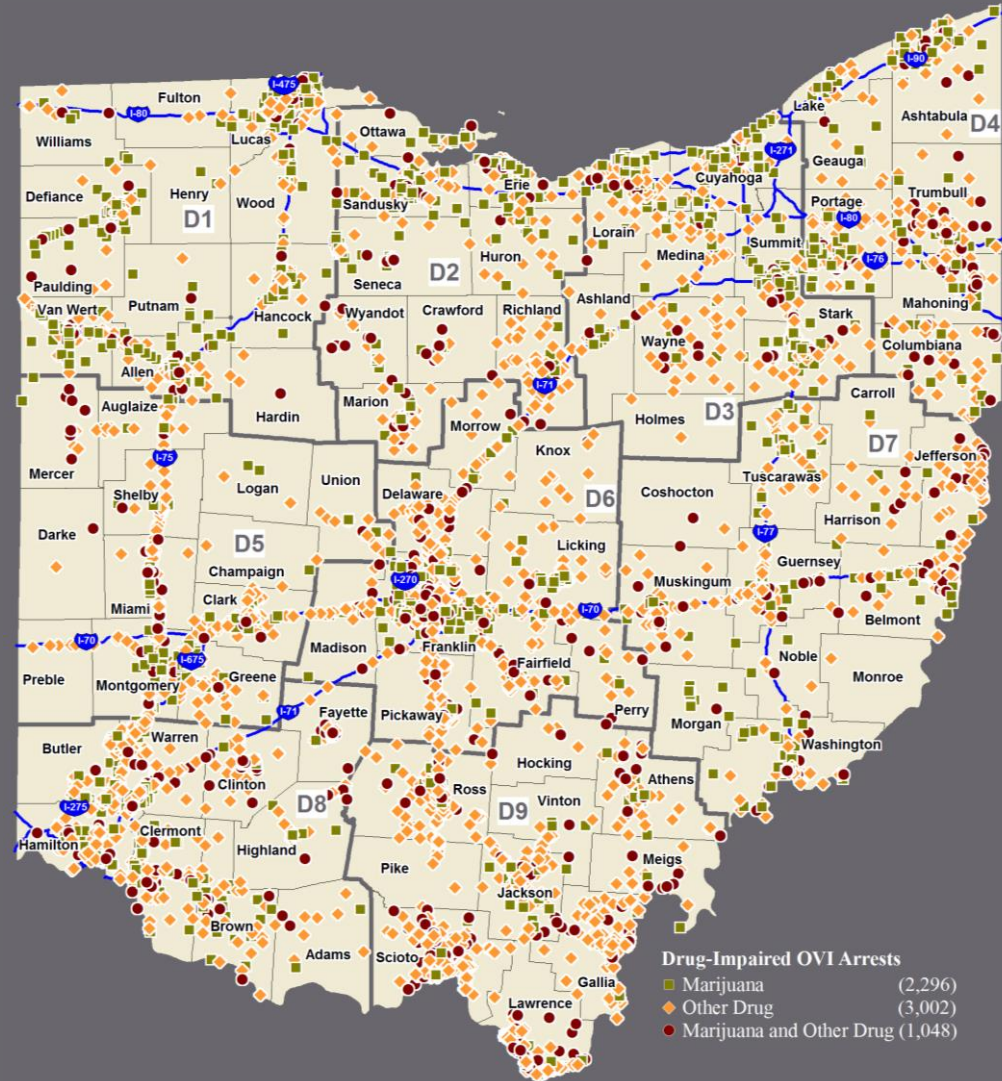


Select Traffic Enforcement: Drug-Impaired OVI Report

2017
Final
Report



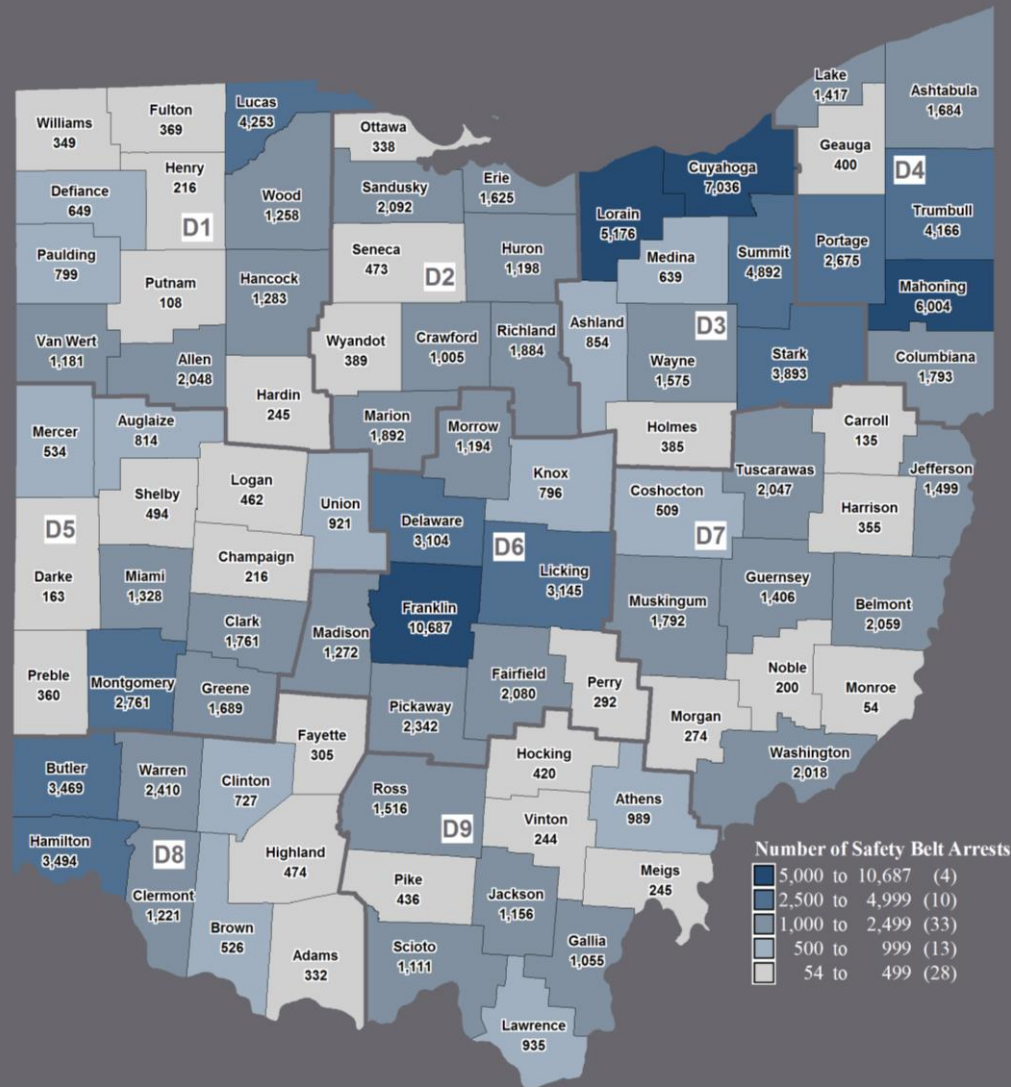
- ✓ In 2017, Troopers made 6,346 drug-impaired driving arrests. This included 2,296 marijuana-impaired arrests (36%), 3,002 other drug-impaired arrests (47%) and 1,048 marijuana and other drug-impaired arrests (17%).
- ✓ Drug-impaired driving arrests by Troopers occurred most frequently in Franklin (653), Lorain (334), Cuyahoga (210), Scioto (203) and Allen (199) Counties.
- ✓ These 5 counties accounted for one in four OSHP drug-impaired OVI arrests (1,599 or 25%).
- ✓ Post 25 Columbus (347), Post 47 Elyria (314), Post 65 Circleville (259) and Post 76 Canton (220) led the state in drug-impaired driving arrests in 2017.
- ✓ In 2017, nearly one in four OSHP OVI arrests involved a driver impaired by marijuana and/or another drug (6,346 or 23%).



Note: All data is provisional as of 6/27/2018.

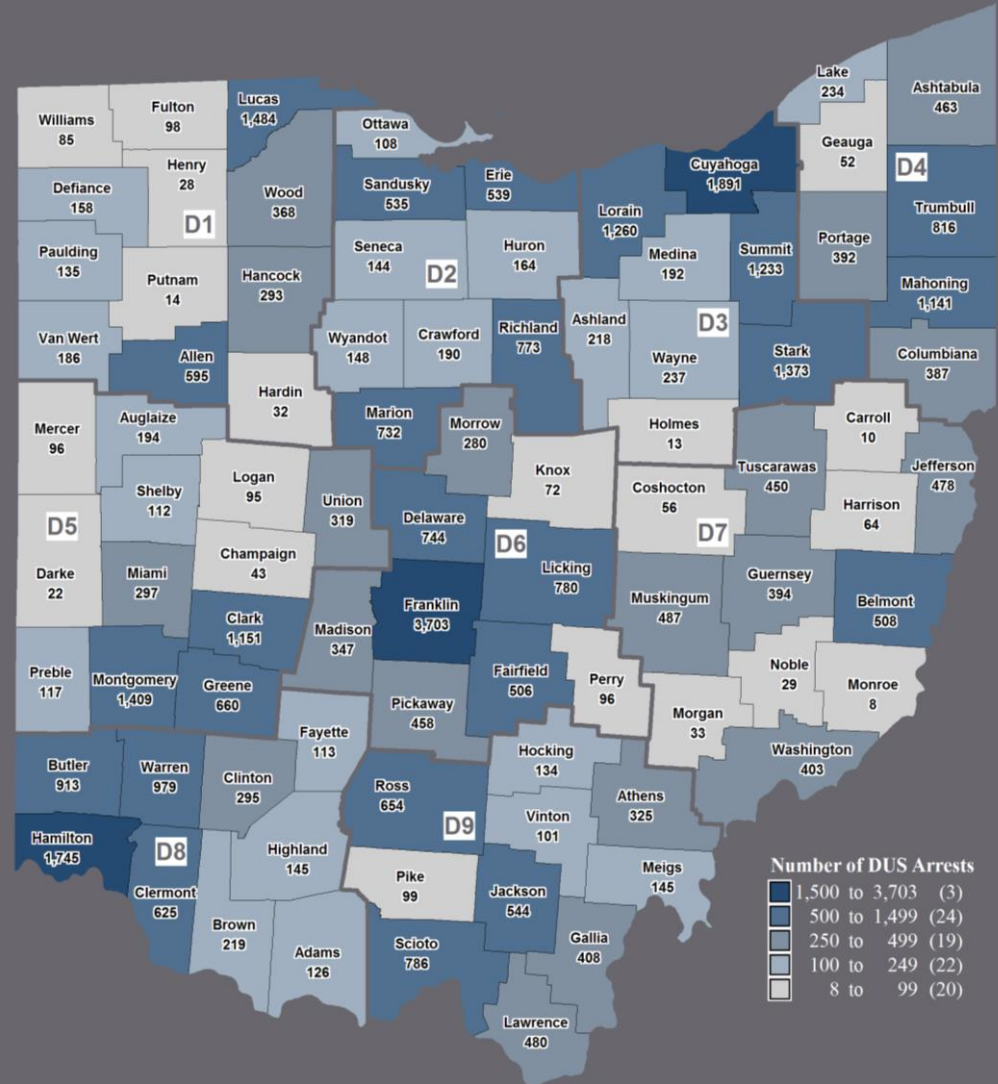
Select Traffic Enforcement: Safety Belt

- ✓ In 2017, Troopers made 136,107 safety belt arrests.
- ✓ This was 20,575 more safety belt arrests (+18%) than were made in 2016.
- ✓ Safety belt arrests by Troopers occurred most frequently in Franklin (10,687), Cuyahoga (7,036), Mahoning (6,004), Lorain (5,176) and Summit (4,892) Counties.
- ✓ These 5 counties accounted for one in four OSHP safety belt arrests (33,795 or 25%).
- ✓ Franklin (+3,904), Lorain (+2,245), Cuyahoga (+1,887) and Licking (+1,343) Counties saw the largest increases in OSHP safety belt arrests from 2016 to 2017.
- ✓ Post 25 Columbus (9,401), Post 76 Canton (6,225), Post 18 Cleveland (6,031) and Post 50 Canfield (5,394) led the state in safety belt arrests in 2017.
- ✓ Post 25 Columbus (+5,602) and Post 47 Elyria (+2,377) recorded the largest increases in OSHP safety belt arrests from 2016 to 2017.



Select Traffic Enforcement: DUS

- ✓ In 2017, Troopers made 39,980 arrests for driving with a suspended license (DUS).
- ✓ This was 3,942 more DUS arrests (+11%) than were made in 2016.
- ✓ DUS arrests by Troopers occurred most frequently in Franklin (3,703), Cuyahoga (1,891), Hamilton (1,745), Lucas (1,484) and Montgomery (1,409) Counties.
- ✓ These 5 counties accounted for more than one in four OSHP DUS arrests (10,232 or 26%).
- ✓ Franklin (+1,128), Hamilton (+502), Summit (+373) and Lorain (+332) Counties saw the largest increases in OSHP DUS arrests from 2016 to 2017.
- ✓ Post 25 Columbus (2,568), Post 76 Canton (2,120) and Post 18 Cleveland (1,774) led the state in DUS arrests in 2017.
- ✓ Post 25 Columbus (+1,507), Post 76 Canton (+801) and Post 31 Cincinnati (+483) recorded the largest increases in DUS arrests from 2016 to 2017.



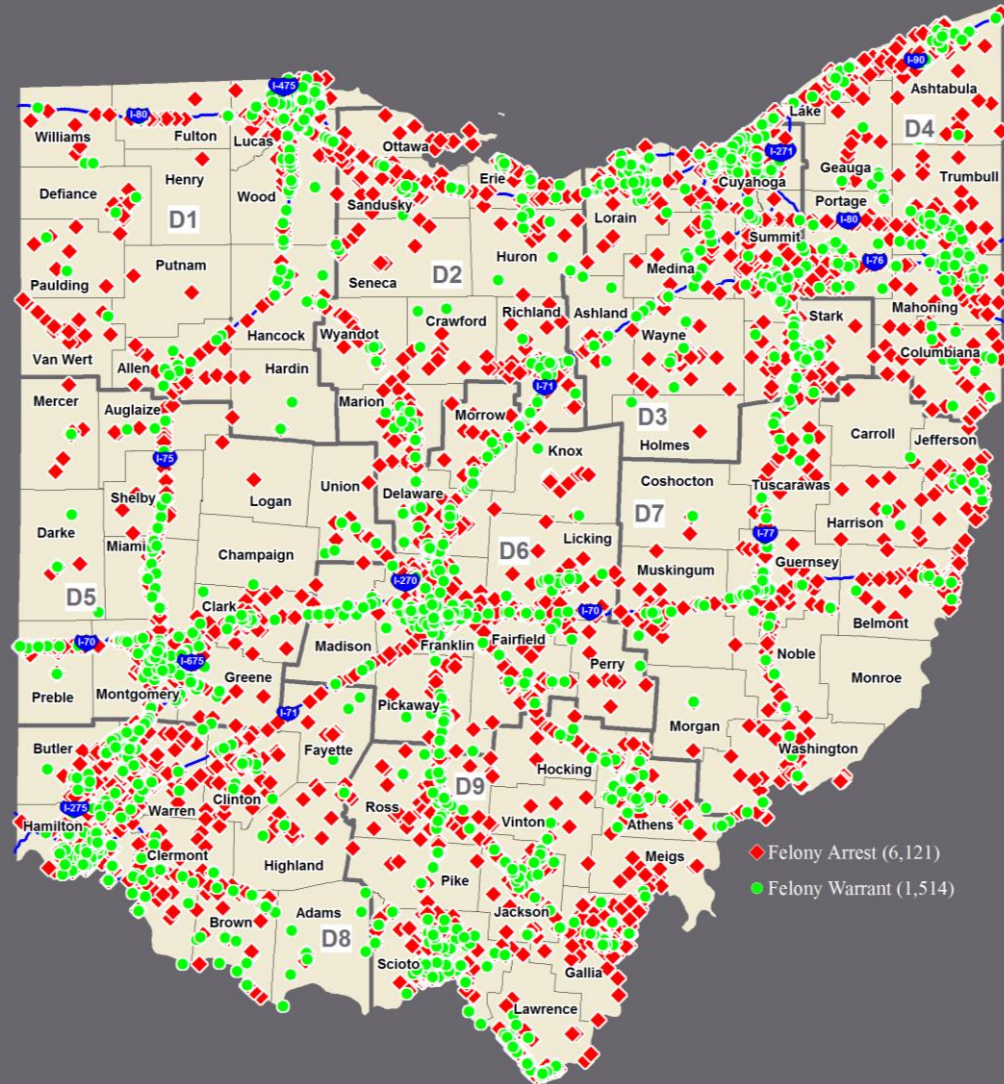
Select Traffic Enforcement: Level 3 Inspections

- ✓ In 2017, Troopers conducted 45,055 Level 3 commercial vehicle inspections.
- ✓ This was 2,104 more Level 3 commercial vehicle inspections (+5%) than were made in 2016.
- ✓ Level 3 commercial vehicle inspections occurred most frequently in Mahoning (2,031), Summit (2,008), Richland (1,857), Trumbull (1,741) and Licking (1,735) Counties.
- ✓ These 5 counties accounted for more than one in five OSHP Level 3 commercial vehicle inspections (9,372 or 21%).
- ✓ Guernsey (+665), Lorain (+610), Sandusky (+610) and Mahoning (+471) Counties saw the largest increases in OSHP Level 3 commercial vehicle inspections from 2016 to 2017.
- ✓ District 2 (7,877), District 8 (5,178), District 6 (4,674) and District 3 (4,594) led the state in Level 3 commercial vehicle inspections in 2017.
- ✓ District 3 (+711), Post 90 Milan (+470) and District 2 (+416) recorded the largest increases in Level 3 commercial vehicle inspections from 2016 to 2017.



Select Criminal Enforcement: Felons

- ✓ In 2017, Troopers made 7,635 felony stops. This included 6,121 felony arrests (80%) and 1,514 felony warrant apprehensions (20%).
- ✓ This was 1,429 more felony stops (+23%) than were made in 2016.
- ✓ Felony stops occurred most frequently in Cuyahoga (591), Franklin (491), Hamilton (396), Summit (343) and Scioto (292) Counties.
- ✓ These 5 counties accounted for nearly three in ten OSHP felony stops (2,113 or 28%).
- ✓ Hamilton (+197), Summit (+156) and Franklin (+79) Counties saw the largest increases in OSHP felony stops from 2016 to 2017.
- ✓ Post 18 Cleveland (522), Post 76 Canton (352) and Post 31 Cincinnati (276) led the state in felony stops in 2017.
- ✓ Post 25 Columbus (+134) Post 76 Canton (+125) and Post 31 Cincinnati (+125) recorded the largest increases in OSHP felony stops from 2016 to 2017.



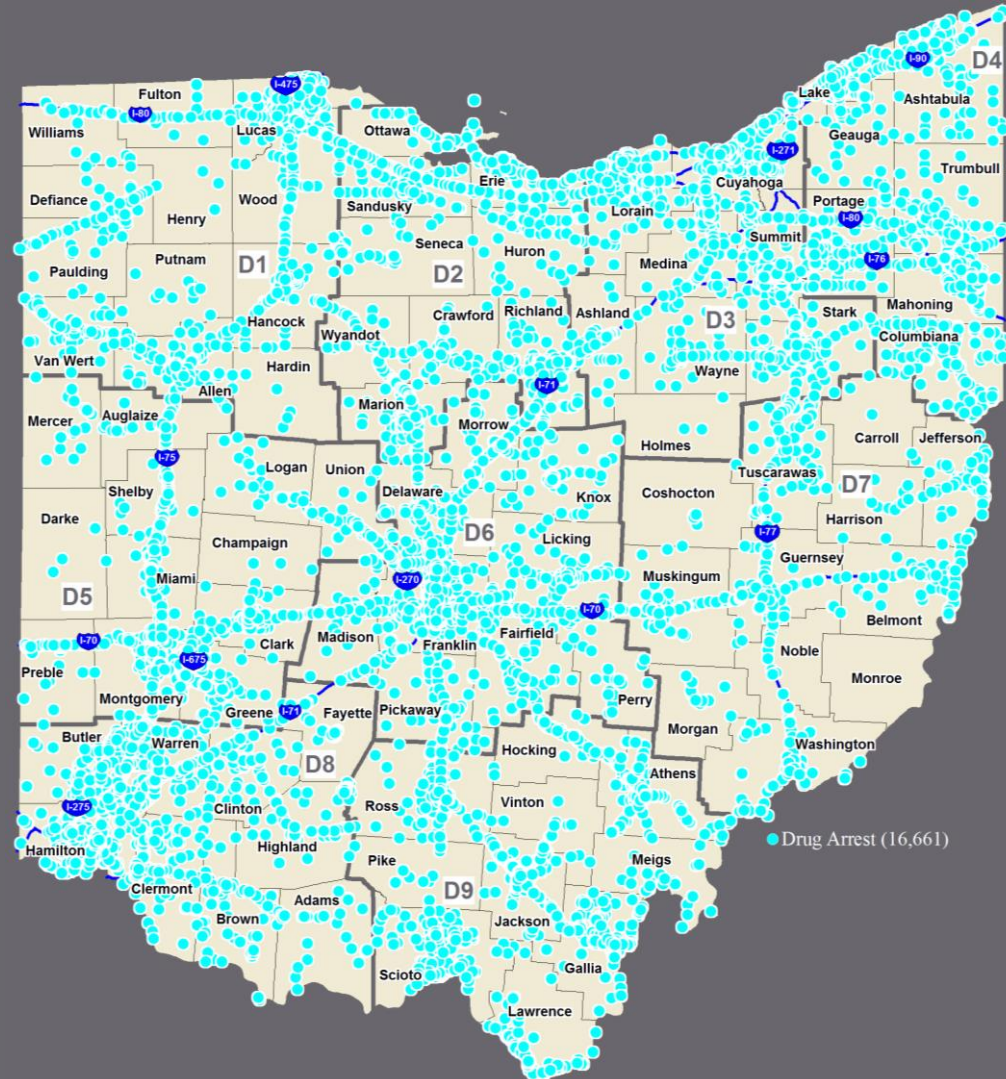
OHIO STATE HIGHWAY PATROL

Select Criminal Enforcement: Drugs

2017
Final
Report



- ✓ In 2017, Troopers made 16,661 drug arrests.
- ✓ This was 3,320 more drug arrests (+25%) than were made in 2016.
- ✓ Drug arrests occurred most frequently in Franklin (870), Cuyahoga (833), Hamilton (782) and Lorain (776) Counties.
- ✓ These 4 counties accounted for one in five OSHP drug arrests (3,261 or 20%).
- ✓ Hamilton (+340), Lorain (+234), Summit (+226), Warren (+222) and Franklin (+183) Counties saw the largest increases in OSHP drug arrests from 2016 to 2017.
- ✓ Post 83 Lebanon (735), Post 18 Cleveland (715), Post 76 Canton (704) and Post 47 Elyria (663) led the state in drug arrests in 2017.
- ✓ Post 25 Columbus (+303), Post 47 Elyria (+282), Post 76 Canton (+280) and Post 31 Cincinnati (+274) recorded the largest increases in OSHP drug arrests from 2016 to 2017.



Note: All 2017 data is provisional as of 6/27/2018.

Select Criminal Enforcement: Weapons

- ✓ In 2017, Troopers made 970 arrests for illegal weapons.
- ✓ This was 243 more illegal weapon arrests (+33%) than were made in 2016.
- ✓ Illegal weapon arrests occurred most frequently in Hamilton (93), Cuyahoga (84), Franklin (52), Stark (42) and Lucas (38) Counties.
- ✓ These 5 counties accounted for more than three in ten OSHP illegal weapon arrests (309 or 32%).
- ✓ Hamilton (+61), Stark (+23), Summit (+19) and Cuyahoga (+17) Counties saw the largest increases in OSHP illegal weapon arrests from 2016 to 2017.
- ✓ Post 31 Cincinnati (74) and Post 18 Cleveland (71) led the state in illegal weapon arrests in 2017.
- ✓ In 2017, Post 31 Cincinnati (+49) and Post 76 Canton (+35) recorded the largest increases in OSHP illegal weapon arrests from 2016 to 2017.

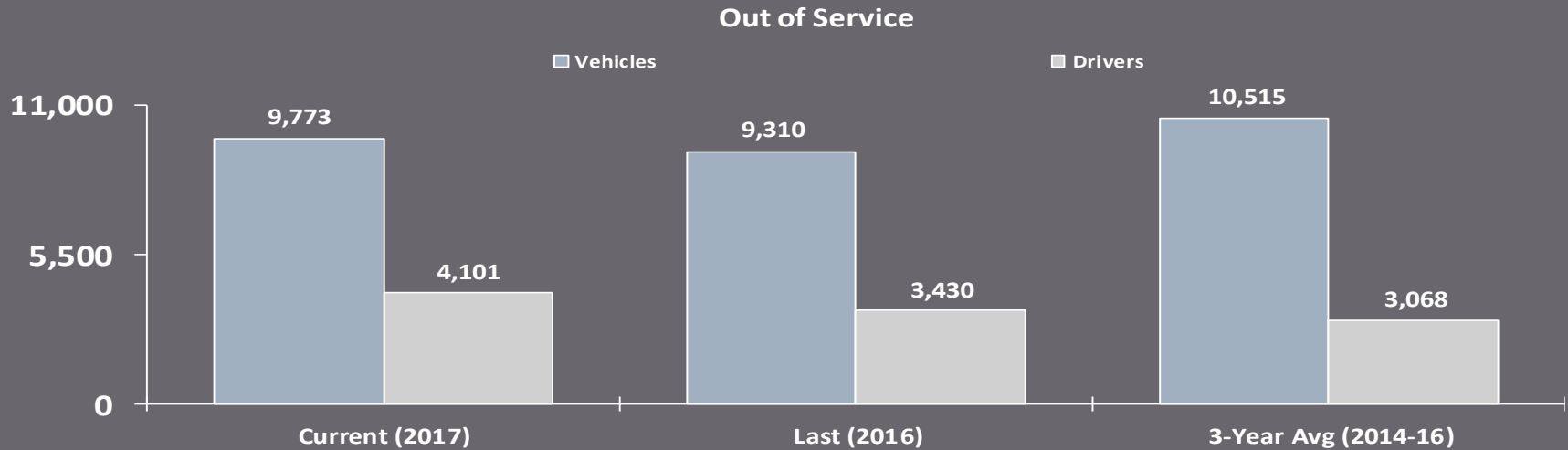


Select Criminal Enforcement: Resisting Arrest^{Report}

- ✓ In 2017, Troopers were involved in 1,106 response-to-resistance cases.
- ✓ This was 228 more response-to-resistance arrests (+26%) than were made in 2016.
- ✓ Resisting arrest cases occurred most frequently in Cuyahoga (195), Hamilton (61), Stark (61), Montgomery (59) and Franklin (52) Counties.
- ✓ These 5 counties accounted for nearly four in ten response-to-resistance cases (428 or 39%).
- ✓ Cuyahoga (+72) and Hamilton (+27) Counties saw the largest increases in OSHP resisting arrest cases from 2016 to 2017.
- ✓ Post 18 Cleveland (176), Post 76 Canton (84) and Post 31 Cincinnati (47) led the state in resisting arrest cases in 2017.
- ✓ Post 18 Cleveland (+64), Post 76 Canton (+26) and Post 31 Cincinnati (+23) recorded the largest increases in OSHP resisting arrest cases from 2016 to 2017.



Motor Carrier Enforcement



- ✓ In 2017, motor carrier inspections resulted in 9,773 commercial vehicles and 4,101 commercial vehicle drivers being placed out of service.
- ✓ The number of commercial vehicles placed out of service was up 463 (+5%) compared to 2016 and down 742 (-7%) from the previous 3-year average (2014-16).
- ✓ The number of commercial vehicle drivers placed out of service was up 671 (+20%) compared to 2016 and up 1,033 (+34%) from the previous 3-year average (2014-16).

Commercial Motor Vehicle: Scales

Weight Enforcement	Annual Totals			Change (+/-)	
	Current (2017)	Last (2016)	3-Year Avg. (2014-16)	2017 to 2016	2017 to 3-Year Avg.
Platform – Trucks Weighed	1,736,550	1,820,792	1,729,360	-84,242 (-5%)	+7,190 (+<1%)
Platform – Trucks Overweight	3,898	4,771	5,098	-873 (-18%)	-1,200 (-24%)
Portable – Trucks Weighed	3,860	4,801	4,590	-941 (-20%)	-730 (-16%)
Portable – Trucks Overweight	3,176	3,572	3,572	-396 (-11%)	-396 (-11%)

- ✓ In 2017, the Patrol weighed 1,736,550 commercial motor vehicles on platform scales. This was 5% fewer than in 2016 and <1% more than the previous 3-year average (2014-16).
- ✓ In 2017, OSHP weighed 3,860 vehicles with portable scales, 20% fewer than in 2016 and 16% fewer than the previous 3-year average (2014-16). The number of overweight vehicles identified with portable scales was down 11% from 2016 levels, and down 11% compared to the previous 3-year average (2014-16).

APPENDIX A: STATE SUMMARY DATA



Statewide Activity Comparison (2013–2017)

OSHP Traffic Safety Activity

YEAR	Enforcement Stops	Non Enforcement Stops	OVI Arrests	DUS* Citations	Safety Belt Citations	CMV* Traffic Citations	Motorist Assists	Violation Warnings
2013	601,434	981,250	24,130	32,346	97,462	42,524	291,837	440,354
2014	615,150	968,636	24,704	33,404	108,195	35,245	289,963	433,280
2015	616,581	888,755	24,676	35,494	116,425	35,543	248,951	440,828
2016	585,053	860,384	25,228	36,038	115,532	30,847	229,997	448,440
2017	634,563	830,437	27,347	39,980	136,107	31,789	216,587	467,005

DUS = Driving Under Suspension; CMV = Commercial Motor Vehicle.

OSHP Crime Enforcement

YEAR	Cases	Felony Arrests	Felony Warrants	Misdemeanor Warrants	Misdemeanor Summons	Drug Arrests	Illegal Weapon Arrests	Identity Theft Arrests	Resisting Arrest Cases
2013	10,394	3,712	1,161	5,417	10,965	9,630	572	199	581
2014	10,060	3,985	1,287	5,380	12,254	11,156	494	195	642
2015	10,293	4,609	1,333	5,449	13,122	12,392	556	154	756
2016	11,008	4,870	1,336	5,093	13,871	13,341	727	148	878
2017	12,743	6,121	1,514	5,699	16,561	16,661	970	144	1,106



2017 Ohio State Highway Patrol Activity by District

2017 OSHP Traffic Safety Activity

District	Enforcement Stops	Non Enforcement Stops	Crashes Investigated	OVI Arrests	DUS* Citations	Aggressive Driving Citations	Safety Belt Citations	CMV* Traffic Citations	Motorist Assists	Violation Warnings
District 1	81,304	97,683	5,780	3,105	3,471	6,010	12,857	6,467	26,966	55,010
District 2	71,228	107,140	6,617	2,261	3,456	5,929	10,888	3,986	23,953	48,703
District 3	73,553	86,118	9,348	4,671	6,214	5,122	23,882	2,501	20,476	59,362
District 4	69,805	106,192	9,226	2,961	3,561	6,295	18,492	5,112	26,278	59,577
District 5	70,351	90,972	5,888	2,709	4,521	4,542	11,464	2,187	23,873	52,708
District 6	102,156	113,063	7,176	4,394	6,978	5,746	25,095	3,208	32,321	69,373
District 7	50,430	69,815	6,840	1,984	2,928	1,862	12,387	3,088	22,284	31,874
District 8	72,439	97,861	7,481	3,259	5,186	2,955	12,989	3,290	21,858	57,435
District 9	43,297	61,593	6,478	2,003	3,665	2,016	8,053	1,950	18,578	32,963
Total	634,563	830,437	64,834	27,347	39,980	40,477	136,107	31,789	216,587	467,005

DUS = Driving Under Suspension; CMV = Commercial Motor Vehicle.

2017 OSHP Crime Enforcement

District	Cases	Felony Arrests	Felony Warrants	Misdemeanor Warrants	Misdemeanor Summons	Drug Arrests	Illegal Weapon Arrests	Identity Theft Arrests	Resisting Arrest Cases
District 1	1,174	457	108	515	1,757	1,640	80	16	87
District 2	1,054	397	114	552	1,696	1,597	73	23	60
District 3	2,027	1,160	268	974	2,825	2,810	204	9	352
District 4	1,190	592	134	399	1,823	1,832	86	9	99
District 5	1,207	487	146	484	1,343	1,374	96	8	155
District 6	2,090	838	221	723	2,345	2,334	106	34	100
District 7	1,021	523	91	409	1,254	1,265	94	8	47
District 8	1,635	858	208	859	2,468	2,480	172	17	151
District 9	1,345	809	224	784	1,050	1,329	59	20	55
Total	12,743	6,121	1,514	5,699	16,561	16,661	970	144	1,106



Additional State Totals

2017 OSHP Calls for Service*	
Traffic Stop	1,066,486
Routine/Other Duties	93,602
Disabled Vehicle	114,389
Crashes	88,836
Road Hazards	59,814
Reckless/OVI	76,862
Investigations	19,836
Drug Courier	2,729
Violence-Related	6,038
Warrant/Wanted Person	2,281

Total: 1,530,873

* Source: Computer-Aided Dispatch System (CAD). Data is provisional as of 07/20/2018.

Sworn OSHP Personnel*	
Colonel	1
Lt. Colonel	2
Major	5
Captain	21
Staff Lieutenant	40
Lieutenant	101
Sergeant	332
Trooper	1,106

Total: 1,608

* Source: PeopleSoft Database. 2016 personnel numbers as of 06/30/2017.

Crashes by Investigating Agency and Crash Severity*				
Investigating Agency		Fatal	Injury	PDO/ Unknown
OSP	Rural	508	17,308	41,548
	Urban	36	1,524	4,216
CSO	Rural	158	6,926	22,800
	Urban	13	596	2,453
Other	Rural	40	5,302	17,858
	Urban	339	43,776	137,872
Total:		1,094	75,432	226,747

* Source: DPS Electronic Crash Database. 2017 crash numbers provisional as of 07/20/2018.

APPENDIX B: DISTRICT SUMMARY SHEETS

District 1



2017 Sworn OSHP Personnel

Captain	1
Staff Lieutenant	2
Lieutenant	9
Sergeant	32
Trooper	125
TOTAL:	169

2017 Crashes by Investigating Agency and Crash Severity

Investigating Agency		Fatal Crashes	Injury Crashes	PDO/Unknown
OSHP	Rural	55	1,395	3,710
	Urban	1	121	462
CSO	Rural	23	772	3,868
	Urban	1	41	226
Other PD	Rural	2	341	1,270
	Urban	35	4,289	12,823
TOTAL:		117	6,959	22,359

2017 Calls for Service by Type

Traffic Stop	132,480
Routine/Other Duties	16,009
Disabled Vehicle	12,881
Crashes	7,178
Road Hazards	5,258
Reckless/OVI	4,363
Investigations	2,082
Drug Courier	77
Violence-Related	266
Warrant/Wanted Person	201
TOTAL:	180,795

2017 Incidents by Municipality (Top 5)

Toledo City	15,629
Springfield Township	7,934
Lima City	6,318
Findlay City	6,057
Bath Township	5,120
Other (remaining municipalities' sum)	122,587
TOTAL:	163,645

2017 Assists to Other Agencies (Top 5)¹

Toledo PD	583
Allen CSO	365
Hancock CSO	324
Perrysburg PD	316
Wood CSO	315
Other (remaining municipalities' sum)	2,945
TOTAL:	4,848

2017 OSHP Traffic Safety Activity

OSP POST	Enforcement Stops	Non Enforcement Stops	Crashes Inv.	OVI Arrests	DUS ² Citations	Aggressive Driving Citations	Safety Belt Citations	CMV ² Traffic Citations	Motorist Assists	Violation Warnings
00 DHQ	2,814	12,524	21	9	81	253	257	889	2,520	4,189
02 Lima	10,227	11,598	951	494	569	847	1,982	193	2,612	7,368
20 Defiance	9,450	8,111	869	219	265	351	1,221	636	2,792	5,483
32 Findlay	9,244	9,220	537	366	322	1,114	1,551	1,337	2,795	6,031
48 Toledo	12,614	13,372	1,821	1,019	1,131	1,479	3,092	238	4,053	10,138
81 Van Wert	12,391	11,092	478	314	345	796	2,063	1,873	2,075	7,471
87 Bowling Green	10,770	12,492	647	546	536	658	2,025	539	4,010	7,131
89 Swanton	13,794	19,274	456	138	222	512	666	762	6,109	7,199
Total:	81,304	97,683	5,780	3,105	3,471	6,010	12,857	6,467	26,966	55,010

2017 OSHP Crime Enforcement

OSP POST	Cases	Felony Arrests	Felony Warrants	Misdemeanor Warrants	Misdemeanor Summons	Drug Arrests	Illegal Weapon Arrests	Identity Theft Arrests	Resisting Arrest Cases
00 DHQ	273	100	10	19	139	174	6	5	8
02 Lima	150	64	11	63	286	223	10	4	12
20 Defiance	75	24	4	17	116	104	10	1	4
32 Findlay	108	38	14	62	159	157	4	0	11
48 Toledo	202	95	33	197	344	326	22	0	27
81 Van Wert	80	29	3	7	266	210	11	1	3
87 Bowling Green	169	67	27	134	292	289	13	2	18
89 Swanton	117	40	6	16	155	157	4	3	4
Total:	1,174	457	108	515	1,757	1,640	80	16	87

-- All 2017 crash and activity data is provisional as of the run date of 07/20/2018 --

¹ Assistance to other agencies includes support that is directly (on-scene support on public or private property) or indirectly (referrals to other agencies) provided by OSHP personnel. Does not include assistance to non-law enforcement agencies, non-identified agencies, or other OSHP Posts.

² DUS = Driving under a suspended license; CMV = Commercial motor vehicle.

District 2



2017 Sworn OSHP Personnel

Captain	1
Staff Lieutenant	2
Lieutenant	8
Sergeant	32
Trooper	116
TOTAL:	159

2017 Crashes by Investigating Agency and Crash Severity

Investigating Agency		Fatal Crashes	Injury Crashes	PDO/Unknown
OSHP	Rural	53	1,495	4,407
	Urban	2	91	249
CSO	Rural	4	383	1,749
	Urban	0	17	89
Other PD	Rural	1	130	442
	Urban	3	1,155	4,030
TOTAL:		63	3,271	10,966

2017 Calls for Service by Type

Traffic Stop	126,166
Routine/Other Duties	18,076
Disabled Vehicle	10,815
Crashes	8,254
Road Hazards	5,153
Reckless/OVI	6,337
Investigations	2,236
Drug Courier	1,283
Violence-Related	928
Warrant/Wanted Person	323
TOTAL:	179,571

2017 Incidents by Municipality (Top 5)

Marion Township	11,555
Mansfield Township	10,202
Mifflin Township	6,249
Townsend Township	5,013
Sandusky City	4,978
Other (remaining municipalities' sum)	129,016
TOTAL:	167,013

2017 Assists to Other Agencies (Top 5)¹

Richland CSO	502
Mansfield PD	449
Erie CSO	327
Wyandot CSO	245
Marion CSO	226
Other (remaining municipalities' sum)	2,799
TOTAL:	4,548

2017 OSHP Traffic Safety Activity

OSP POST	Enforcement Stops	Non Enforcement Stops	Crashes Inv.	OVI Arrests	DUS ² Citations	Aggressive Driving Citations	Safety Belt Citations	CMV ² Traffic Citations	Motorist Assists	Violation Warnings
00 DHQ	2,483	16,927	40	24	148	319	143	833	2,082	3,583
17 Bucyrus	10,337	12,327	320	172	378	833	1,732	538	2,785	6,780
22 Sandusky	9,351	12,985	514	386	439	559	1,599	192	3,129	7,675
39 Norwalk	7,396	8,087	689	327	289	472	1,584	467	1,757	5,197
51 Marion	8,609	12,512	1,180	251	685	1,037	1,796	151	2,232	6,752
70 Mansfield	10,689	16,848	1,653	470	672	547	1,519	258	4,106	8,215
72 Fremont	9,185	9,563	1,293	491	504	463	2,274	349	2,007	6,279
90 Milan	13,178	17,891	928	140	341	1,699	241	1,198	5,855	4,222
Total:	71,228	107,140	6,617	2,261	3,456	5,929	10,888	3,986	23,953	48,703

2017 OSHP Crime Enforcement

OSP POST	Cases	Felony Arrests	Felony Warrants	Misdemeanor Warrants	Misdemeanor Summons	Drug Arrests	Illegal Weapon Arrests	Identity Theft Arrests	Resisting Arrest Cases
00 DHQ	319	75	10	21	163	173	6	5	3
17 Bucyrus	67	36	11	50	170	155	11	1	5
22 Sandusky	60	28	8	52	218	205	11	1	8
39 Norwalk	52	22	7	54	131	114	3	1	1
51 Marion	102	53	20	91	186	182	9	6	9
70 Mansfield	161	58	32	201	276	233	11	5	10
72 Fremont	97	54	8	55	223	205	8	0	14
90 Milan	196	71	18	28	329	330	14	4	10
Total:	1,054	397	114	552	1,696	1,597	73	23	60

-- All 2017 crash and activity data is provisional as of the run date of 07/20/2018 --

¹ Assistance to other agencies includes support that is directly (on-scene support on public or private property) or indirectly (referrals to other agencies) provided by OSHP personnel. Does not include assistance to non-law enforcement agencies, non-identified agencies, or other OSHP Posts.

² DUS = Driving under a suspended license; CMV = Commercial motor vehicle.

District 3



2017 Sworn OSHP Personnel

Captain	1
Staff Lieutenant	3
Lieutenant	8
Sergeant	37
Trooper	132
TOTAL:	181

2017 Crashes by Investigating Agency and Crash Severity

Investigating Agency		Fatal Crashes	Injury Crashes	PDO/Unknown
OSHP	Rural	76	2,497	5,786
	Urban	12	481	1,368
CSO	Rural	12	486	1,566
	Urban	4	210	720
Other PD	Rural	5	774	2,887
	Urban	128	13,994	42,241
TOTAL:		237	18,442	54,568

2017 Calls for Service by Type

Traffic Stop	124,879
Routine/Other Duties	4,908
Disabled Vehicle	9,217
Crashes	11,886
Road Hazards	4,315
Reckless/OVI	3,321
Investigations	2,167
Drug Courier	47
Violence-Related	368
Warrant/Wanted Person	376
TOTAL:	161,484

2017 Incidents by Municipality (Top 5)

Cleveland City	15,655
Akron City	13,449
Canton City	8,650
Montgomery Township	6,440
Strongsville City	6,265
Other (remaining municipalities' sum)	130,152
TOTAL:	180,611

2017 Assists to Other Agencies (Top 5)¹

Canton PD	839
Berea PD	670
Akron PD	641
Cleveland PD	613
Medina CSO	526
Other (remaining municipalities' sum)	8,489
TOTAL:	11,778

2017 OSHP Traffic Safety Activity

OSP POST	Enforcement Stops	Non Enforcement Stops	Crashes Inv.	OVI Arrests	DUS ² Citations	Aggressive Driving Citations	Safety Belt Citations	CMV ² Traffic Citations	Motorist Assists	Violation Warnings
00 DHQ	3,110	15,413	43	50	186	206	620	784	1,508	3,920
03 Ashland	8,105	10,751	1,004	350	283	322	1,598	165	2,604	6,221
18 Cleveland	12,751	11,370	632	1,114	1,774	625	6,031	50	2,886	10,643
47 Elyria	11,019	11,410	1,663	1,004	1,102	1,034	4,837	203	2,854	10,664
52 Medina	10,637	9,763	1,437	367	383	547	2,293	574	2,967	7,101
76 Canton	17,969	17,526	3,004	1,460	2,120	1,637	6,225	377	4,865	14,223
85 Wooster	9,962	9,885	1,565	326	366	751	2,278	348	2,792	6,590
Total:	73,553	86,118	9,348	4,671	6,214	5,122	23,882	2,501	20,476	59,362

2017 OSHP Crime Enforcement

OSP POST	Cases	Felony Arrests	Felony Warrants	Misdemeanor Warrants	Misdemeanor Summons	Drug Arrests	Illegal Weapon Arrests	Identity Theft Arrests	Resisting Arrest Cases
00 DHQ	529	191	25	23	160	261	27	3	28
03 Ashland	63	22	12	70	170	149	0	1	8
18 Cleveland	613	442	80	310	725	715	71	2	176
47 Elyria	214	152	39	255	691	663	31	0	36
52 Medina	97	34	18	60	208	197	7	1	12
76 Canton	426	267	85	197	724	704	59	2	84
85 Wooster	85	52	9	59	147	121	9	0	8
Total:	2,027	1,160	268	974	2,825	2,810	204	9	352

-- All 2017 crash and activity data is provisional as of the run date of 07/20/2018 --

¹ Assistance to other agencies includes support that is directly (on-scene support on public or private property) or indirectly (referrals to other agencies) provided by OSHP personnel. Does not include assistance to non-law enforcement agencies, non-identified agencies, or other OSHP Posts.

² DUS = Driving under a suspended license; CMV = Commercial motor vehicle.

District 4



2017 Sworn OSHP Personnel

Captain	1
Staff Lieutenant	2
Lieutenant	9
Sergeant	29
Trooper	127
TOTAL:	168

2017 Crashes by Investigating Agency and Crash Severity

Investigating Agency		Fatal Crashes	Injury Crashes	PDO/Unknown
OSHP	Rural	57	2,651	5,775
	Urban	1	93	301
CSO	Rural	1	283	765
	Urban	0	8	24
Other PD	Rural	2	948	3,447
	Urban	16	2,380	7,489
TOTAL:		77	6,363	17,801

2017 Calls for Service by Type

Traffic Stop	129,949
Routine/Other Duties	9,433
Disabled Vehicle	11,770
Crashes	12,131
Road Hazards	6,246
Reckless/OVI	4,968
Investigations	2,505
Drug Courier	114
Violence-Related	435
Warrant/Wanted Person	171
TOTAL:	177,722

2017 Incidents by Municipality (Top 5)

Austintown Township	11,114
Boardman Township	8,002
Youngstown City	5,705
Warren City	5,571
Springfield Township	5,553
Other (remaining municipalities' sum)	122,853
TOTAL:	158,798

2017 Assists to Other Agencies (Top 5)¹

Portage CSO	465
Ashtabula CSO	435
Trumbull CSO	374
Geauga CSO	290
Lake CSO	287
Other (remaining municipalities' sum)	3,940
TOTAL:	5,791

2017 OSHP Traffic Safety Activity

OSP POST	Enforcement Stops	Non Enforcement Stops	Crashes Inv.	OVI Arrests	DUS ² Citations	Aggressive Driving Citations	Safety Belt Citations	CMV ² Traffic Citations	Motorist Assists	Violation Warnings
00 DHQ	2,977	12,811	38	18	76	215	637	1,453	2,340	3,662
04 Ashtabula	7,303	11,600	1,489	399	472	533	1,673	818	2,978	4,813
15 Lisbon	7,096	8,909	922	256	435	353	1,915	152	2,012	5,105
28 Chardon	8,216	12,069	1,253	516	269	580	1,757	325	2,330	8,636
50 Canfield	12,568	14,225	1,314	513	1,052	1,373	5,394	350	3,593	11,767
67 Ravenna	10,271	14,738	1,806	574	340	843	2,482	281	3,441	8,734
78 Warren	9,200	12,789	1,601	590	698	1,169	3,830	629	3,122	9,039
91 Hiram	12,174	19,051	803	95	219	1,229	804	1,104	6,462	7,821
Total:	69,805	106,192	9,226	2,961	3,561	6,295	18,492	5,112	26,278	59,577

2017 OSHP Crime Enforcement

OSP POST	Cases	Felony Arrests	Felony Warrants	Misdemeanor Warrants	Misdemeanor Summons	Drug Arrests	Illegal Weapon Arrests	Identity Theft Arrests	Resisting Arrest Cases
00 DHQ	232	43	6	12	45	73	2	1	3
04 Ashtabula	163	76	16	45	247	253	7	0	12
15 Lisbon	100	54	12	31	204	203	8	0	11
28 Chardon	95	77	16	37	300	271	12	0	12
50 Canfield	149	88	28	69	250	251	21	2	26
67 Ravenna	125	70	23	66	276	265	8	2	7
78 Warren	229	158	26	125	368	385	27	3	23
91 Hiram	97	26	7	14	133	131	1	1	5
Total:	1,190	592	134	399	1,823	1,832	86	9	99

-- All 2017 crash and activity data is provisional as of the run date of 07/20/2018 --

¹ Assistance to other agencies includes support that is directly (on-scene support on public or private property) or indirectly (referrals to other agencies) provided by OSHP personnel. Does not include assistance to non-law enforcement agencies, non-identified agencies, or other OSHP Posts.

² DUS = Driving under a suspended license; CMV = Commercial motor vehicle.

District 5



2017 Sworn OSHP Personnel

Captain	1
Staff Lieutenant	2
Lieutenant	8
Sergeant	30
Trooper	108
TOTAL:	149

2017 Crashes by Investigating Agency and Crash Severity

Investigating Agency		Fatal Crashes	Injury Crashes	PDO/Unknown
OSHP	Rural	47	1,416	3,842
	Urban	6	164	451
CSO	Rural	47	1,571	4,319
	Urban	0	32	177
Other PD	Rural	8	347	1,093
	Urban	39	4,672	13,548
TOTAL:		147	8,202	23,430

2017 Calls for Service by Type

Traffic Stop	117,476
Routine/Other Duties	11,919
Disabled Vehicle	13,872
Crashes	7,578
Road Hazards	4,754
Reckless/OVI	5,055
Investigations	1,623
Drug Courier	68
Violence-Related	375
Warrant/Wanted Person	123
TOTAL:	162,843

2017 Incidents by Municipality (Top 5)

Beavercreek Township	12,181
Duchouquet Township	8,947
Springfield City	7,387
Concord Township	7,271
Dayton City	5,087
Other (remaining municipalities' sum)	116,819
TOTAL:	157,692

2017 Assists to Other Agencies (Top 5)¹

Montgomery CSO	1,279
Clark CSO	703
Huber Heights PD	561
Dayton PD	477
Beavercreek PD	469
Other (remaining municipalities' sum)	4,891
TOTAL:	8,380

2017 OSHP Traffic Safety Activity

OSP POST	Enforcement Stops	Non Enforcement Stops	Crashes Inv.	OVI Arrests	DUS ² Citations	Aggressive Driving Citations	Safety Belt Citations	CMV ² Traffic Citations	Motorist Assists	Violation Warnings
00 DHQ	1,865	10,824	32	12	92	93	238	451	1,836	3,330
06 Wapakoneta	12,491	13,627	579	285	311	566	1,359	563	2,295	7,391
12 Springfield	9,726	11,393	1,504	597	1,161	481	1,813	204	3,865	8,213
29 Xenia	13,733	12,386	1,160	450	704	1,068	1,778	152	3,002	9,287
55 Piqua	9,530	14,091	564	459	426	382	1,944	194	3,780	8,589
57 Dayton	13,953	17,837	1,385	694	1,363	1,687	2,829	500	6,011	9,330
80 Marysville	9,053	10,814	664	212	464	265	1,503	123	3,084	6,568
Total:	70,351	90,972	5,888	2,709	4,521	4,542	11,464	2,187	23,873	52,708

2017 OSHP Crime Enforcement

OSP POST	Cases	Felony Arrests	Felony Warrants	Misdemeanor Warrants	Misdemeanor Summons	Drug Arrests	Illegal Weapon Arrests	Identity Theft Arrests	Resisting Arrest Cases
00 DHQ	263	88	19	17	136	195	10	2	4
06 Wapakoneta	111	27	5	25	105	112	6	1	12
12 Springfield	203	112	18	108	235	186	20	2	46
29 Xenia	127	43	26	109	269	257	16	2	19
55 Piqua	201	72	21	45	198	208	11	0	25
57 Dayton	227	110	48	130	173	203	28	0	45
80 Marysville	75	35	9	50	227	213	5	1	4
Total:	1,207	487	146	484	1,343	1,374	96	8	155

-- All 2017 crash and activity data is provisional as of the run date of 07/20/2018 --

¹ Assistance to other agencies includes support that is directly (on-scene support on public or private property) or indirectly (referrals to other agencies) provided by OSHP personnel. Does not include assistance to non-law enforcement agencies, non-identified agencies, or other OSHP Posts.

² DUS = Driving under a suspended license; CMV = Commercial motor vehicle.

District 6



2017 Sworn OSHP Personnel

Captain	13
Staff Lieutenant	23
Lieutenant	36
Sergeant	86
Trooper	197
TOTAL:	355

2017 Crashes by Investigating Agency and Crash Severity

Investigating Agency		Fatal Crashes	Injury Crashes	PDO/Unknown
OSHP	Rural	66	2,133	4,325
	Urban	3	178	492
CSO	Rural	31	1,300	3,684
	Urban	0	93	414
Other PD	Rural	3	625	1,469
	Urban	73	9,285	27,403
TOTAL:		176	13,614	37,787

2017 Calls for Service by Type

Traffic Stop	157,185
Routine/Other Duties	8,645
Disabled Vehicle	22,730
Crashes	14,703
Road Hazards	17,440
Reckless/OVI	40,070
Investigations	4,685
Drug Courier	518
Violence-Related	1,945
Warrant/Wanted Person	316
TOTAL:	268,237

2017 Incidents by Municipality (Top 5)

Columbus City	48,585
Orange Township	7,263
Franklin Township	6,896
Berkshire Township	5,869
Violet Township	5,490
Other (remaining municipalities' sum)	133,279
TOTAL:	207,382

2017 Assists to Other Agencies (Top 5)¹

Columbus PD	4,176
Franklin CSO	1,306
Delaware CSO	995
Knox CSO	372
Pickaway CSO	355
Other (remaining municipalities' sum)	3,712
TOTAL:	10,916

2017 OSHP Traffic Safety Activity

OSP POST	Enforcement Stops	Non Enforcement Stops	Crashes Inv.	OVI Arrests	DUS ² Citations	Aggressive Driving Citations	Safety Belt Citations	CMV ² Traffic Citations	Motorist Assists	Violation Warnings
00 GHQ/DHQ	3,160	29,481	138	40	139	273	400	1,307	7,547	6,507
21 Delaware	17,207	12,068	1,845	650	766	1,440	2,991	506	3,294	9,148
23 Lancaster	12,214	8,739	1,077	526	603	663	2,192	210	3,151	5,988
25 Columbus	22,105	13,956	633	940	2,568	1,423	9,401	286	4,949	13,889
45 Granville	12,262	10,454	1,043	679	859	778	2,911	171	3,283	6,664
49 West Jefferson	11,258	10,687	542	524	946	380	2,374	188	2,938	8,459
59 Mt. Gilead	13,266	15,272	1,509	402	410	425	2,040	293	3,480	10,259
65 Circleville	10,684	12,406	389	633	687	364	2,786	247	3,679	8,459
Total:	102,156	113,063	7,176	4,394	6,978	5,746	25,095	3,208	32,321	69,373

2017 OSHP Crime Enforcement

OSP POST	Cases	Felony Arrests	Felony Warrants	Misdemeanor Warrants	Misdemeanor Summons	Drug Arrests	Illegal Weapon Arrests	Identity Theft Arrests	Resisting Arrest Cases
00 GHQ/DHQ	1,103	144	25	60	78	106	7	3	11
21 Delaware	142	124	26	142	376	358	15	3	5
23 Lancaster	113	60	16	71	187	188	8	2	17
25 Columbus	205	159	63	200	489	469	26	13	16
45 Granville	184	118	19	108	327	363	10	2	17
49 West Jefferson	124	81	29	62	226	220	12	5	14
59 Mt. Gilead	112	74	12	33	417	402	10	2	6
65 Circleville	107	78	31	47	245	228	18	4	14
Total:	2,090	838	221	723	2,345	2,334	106	34	100

-- All 2017 crash and activity data is provisional as of the run date of 07/20/2018 --

¹ Assistance to other agencies includes support that is directly (on-scene support on public or private property) or indirectly (referrals to other agencies) provided by OSHP personnel. Does not include assistance to non-law enforcement agencies, non-identified agencies, or other OSHP Posts.

² DUS = Driving under a suspended license; CMV = Commercial motor vehicle.

District 7



2017 Sworn OSHP Personnel

Captain	1
Staff Lieutenant	2
Lieutenant	7
Sergeant	28
Trooper	92
TOTAL:	130

2017 Crashes by Investigating Agency and Crash Severity

Investigating Agency		Fatal Crashes	Injury Crashes	PDO/Unknown
OSHP	Rural	64	1,923	4,622
	Urban	3	55	176
CSO	Rural	10	315	829
	Urban	3	56	253
Other PD	Rural	0	3	36
	Urban	2	711	3,258
TOTAL:		82	3,063	9,174

2017 Calls for Service by Type

Traffic Stop	81,748
Routine/Other Duties	6,539
Disabled Vehicle	11,091
Crashes	9,019
Road Hazards	5,949
Reckless/OVI	4,838
Investigations	1,442
Drug Courier	165
Violence-Related	421
Warrant/Wanted Person	197
TOTAL:	121,409

2017 Incidents by Municipality (Top 5)

Richland Township	6,334
Cambridge Township	5,893
Pultney Township	4,943
Island Creek Township	4,689
Westland Township	4,180
Other (remaining municipalities' sum)	91,930
TOTAL:	117,969

2017 Assists to Other Agencies (Top 5)¹

Belmont CSO	471
Guernsey CSO	408
Muskingum CSO	367
Tuscarawas CSO	265
Jefferson CSO	234
Other (remaining municipalities' sum)	2,609
TOTAL:	4,354

2017 OSHP Traffic Safety Activity

OSP POST	Enforcement Stops	Non Enforcement Stops	Crashes Inv.	OVI Arrests	DUS ² Citations	Aggressive Driving Citations	Safety Belt Citations	CMV ² Traffic Citations	Motorist Assists	Violation Warnings
00 DHQ	2,529	10,750	24	10	144	20	256	1,076	1,689	2,302
07 St. Clairsville	9,796	11,459	1,361	423	500	404	2,087	475	3,181	4,820
30 Cambridge	7,435	9,331	976	248	371	216	1,571	345	3,694	3,848
41 Steubenville	5,854	9,128	873	345	547	185	1,841	344	2,805	4,446
60 Zanesville	8,911	9,232	1,210	285	521	415	2,210	405	3,951	5,354
79 New Philadelphia	8,570	9,946	1,488	307	399	453	2,096	221	4,590	3,977
84 Marietta	7,335	9,969	908	366	446	169	2,326	222	2,374	7,127
Total:	50,430	69,815	6,840	1,984	2,928	1,862	12,387	3,088	22,284	31,874

2017 OSHP Crime Enforcement

OSP POST	Cases	Felony Arrests	Felony Warrants	Misdemeanor Warrants	Misdemeanor Summons	Drug Arrests	Illegal Weapon Arrests	Identity Theft Arrests	Resisting Arrest Cases
00 DHQ	240	84	24	27	196	233	4	0	1
07 St. Clairsville	130	57	8	50	143	134	13	3	8
30 Cambridge	186	136	23	73	217	243	21	2	8
41 Steubenville	118	92	10	65	186	173	20	0	5
60 Zanesville	90	33	7	40	143	129	11	0	7
79 New Philadelphia	99	42	7	65	143	139	9	2	6
84 Marietta	158	79	12	89	226	214	16	1	12
Total:	1,021	523	91	409	1,254	1,265	94	8	47

-- All 2017 crash and activity data is provisional as of the run date of 07/20/2018 --

¹ Assistance to other agencies includes support that is directly (on-scene support on public or private property) or indirectly (referrals to other agencies) provided by OSHP personnel. Does not include assistance to non-law enforcement agencies, non-identified agencies, or other OSHP Posts.

² DUS = Driving under a suspended license; CMV = Commercial motor vehicle.

District 8



2017 Sworn OSHP Personnel

Captain	1
Staff Lieutenant	2
Lieutenant	8
Sergeant	30
Trooper	125
TOTAL:	166

2017 Crashes by Investigating Agency and Crash Severity

Investigating Agency		Fatal Crashes	Injury Crashes	PDO/Unknown
OSHP	Rural	42	1,882	4,707
	Urban	8	281	585
CSO	Rural	26	1,696	5,645
	Urban	5	131	524
Other PD	Rural	19	2,124	7,150
	Urban	42	6,777	25,035
TOTAL:		142	12,891	43,646

2017 Calls for Service by Type

Traffic Stop	127,707
Routine/Other Duties	9,753
Disabled Vehicle	12,677
Crashes	9,509
Road Hazards	5,652
Reckless/OVI	4,287
Investigations	1,609
Drug Courier	222
Violence-Related	602
Warrant/Wanted Person	367
TOTAL:	172,385

2017 Incidents by Municipality (Top 5)

Franklin Township	13,459
Union Township	12,567
Cincinnati City	8,849
Liberty Township	8,041
Turtlecreek Township	8,018
Other (remaining municipalities' sum)	113,440
TOTAL:	164,374

2017 Assists to Other Agencies (Top 5)¹

Hamilton CSO	1,021
Cincinnati PD	901
Clermont CSO	633
Warren CSO	513
Fayette CSO	398
Other (remaining municipalities' sum)	4,346
TOTAL:	7,812

2017 OSHP Traffic Safety Activity

OSP POST	Enforcement Stops	Non Enforcement Stops	Crashes Inv.	OVI Arrests	DUS ² Citations	Aggressive Driving Citations	Safety Belt Citations	CMV ² Traffic Citations	Motorist Assists	Violation Warnings
00 DHQ	2,228	11,417	37	18	132	218	235	1,163	1,595	2,150
08 Georgetown	7,358	7,630	1,270	193	342	265	845	146	2,039	3,463
09 Hamilton	10,878	12,545	902	602	807	405	3,329	150	2,467	8,949
13 Batavia	12,428	16,833	2,508	533	676	734	1,251	171	4,150	9,429
14 Wilmington	10,595	13,928	1,105	360	547	276	1,493	414	2,876	6,973
31 Cincinnati	13,597	14,370	389	771	1,629	276	3,441	940	3,528	12,492
83 Lebanon	15,355	21,138	1,270	782	1,053	781	2,395	306	5,203	13,979
Total:	72,439	97,861	7,481	3,259	5,186	2,955	12,989	3,290	21,858	57,435

2017 OSHP Crime Enforcement

OSP POST	Cases	Felony Arrests	Felony Warrants	Misdemeanor Warrants	Misdemeanor Summons	Drug Arrests	Illegal Weapon Arrests	Identity Theft Arrests	Resisting Arrest Cases
00 DHQ	594	196	23	47	160	214	30	7	12
08 Georgetown	95	36	22	41	97	95	2	2	13
09 Hamilton	137	115	26	125	317	324	19	1	21
13 Batavia	122	48	20	270	213	205	11	0	19
14 Wilmington	151	83	21	112	280	264	8	2	10
31 Cincinnati	289	213	63	111	644	643	74	3	47
83 Lebanon	247	167	33	153	757	735	28	2	29
Total:	1,635	858	208	859	2,468	2,480	172	17	151

-- All 2017 crash and activity data is provisional as of the run date of 07/20/2018 --

¹ Assistance to other agencies includes support that is directly (on-scene support on public or private property) or indirectly (referrals to other agencies) provided by OSHP personnel. Does not include assistance to non-law enforcement agencies, non-identified agencies, or other OSHP Posts.

² DUS = Driving under a suspended license; CMV = Commercial motor vehicle.

District 9



2017 Sworn OSHP Personnel

Captain	1
Staff Lieutenant	2
Lieutenant	8
Sergeant	28
Trooper	84
TOTAL:	123

2017 Crashes by Investigating Agency and Crash Severity

Investigating Agency		Fatal Crashes	Injury Crashes	PDO/Unknown
OSHP	Rural	48	1,916	4,374
	Urban	0	60	132
CSO	Rural	4	120	375
	Urban	0	8	26
Other PD	Rural	0	10	64
	Urban	1	513	2,045
TOTAL:		53	2,627	7,016

2017 Calls for Service by Type

Traffic Stop	68,896
Routine/Other Duties	8,320
Disabled Vehicle	9,336
Crashes	8,578
Road Hazards	5,047
Reckless/OVI	3,623
Investigations	1,487
Drug Courier	235
Violence-Related	698
Warrant/Wanted Person	207
TOTAL:	106,427

2017 Incidents by Municipality (Top 5)

Scioto Township	8,552
Athens Township	4,498
Lick Township	3,790
Springfield Township	2,931
Perry Township	2,923
Other (remaining municipalities' sum)	93,881
TOTAL:	116,575

2017 Assists to Other Agencies (Top 5)¹

Ross CSO	660
Gallia CSO	354
Chillicothe PD	282
Athens CSO	267
Jackson CSO	266
Other (remaining municipalities' sum)	2,002
TOTAL:	3,831

2017 OSHP Traffic Safety Activity

OSP POST	Enforcement Stops	Non Enforcement Stops	Crashes Inv.	OVI Arrests	DUS ² Citations	Aggressive Driving Citations	Safety Belt Citations	CMV ² Traffic Citations	Motorist Assists	Violation Warnings
00 DHQ	1,186	6,160	16	21	93	41	155	253	1,247	2,335
05 Athens	7,701	10,880	1,184	324	436	208	1,376	157	3,466	6,107
27 Gallipolis	8,167	9,840	972	268	580	388	1,496	381	2,991	4,830
40 Jackson	7,367	10,108	880	253	653	216	1,377	510	3,525	5,968
44 Ironton	5,054	6,496	921	308	483	379	1,056	278	2,070	3,797
71 Chillicothe	8,071	11,992	1,503	327	666	525	1,495	173	3,678	5,915
73 Portsmouth	5,751	6,117	1,002	502	754	259	1,098	198	1,601	4,011
Total:	43,297	61,593	6,478	2,003	3,665	2,016	8,053	1,950	18,578	32,963

2017 OSHP Crime Enforcement

OSP POST	Cases	Felony Arrests	Felony Warrants	Misdemeanor Warrants	Misdemeanor Summons	Drug Arrests	Illegal Weapon Arrests	Identity Theft Arrests	Resisting Arrest Cases
00 DHQ	338	102	22	22	48	141	5	1	3
05 Athens	159	96	28	116	201	210	7	1	5
27 Gallipolis	168	126	17	99	186	212	7	3	3
40 Jackson	196	133	38	105	167	212	12	1	11
44 Ironton	115	88	25	135	130	160	13	9	6
71 Chillicothe	151	96	26	154	177	173	7	4	12
73 Portsmouth	218	168	68	153	141	221	8	1	15
Total:	1,345	809	224	784	1,050	1,329	59	20	55

-- All 2017 crash and activity data is provisional as of the run date of 07/20/2018 --

¹ Assistance to other agencies includes support that is directly (on-scene support on public or private property) or indirectly (referrals to other agencies) provided by OSHP personnel. Does not include assistance to non-law enforcement agencies, non-identified agencies, or other OSHP Posts.

² DUS = Driving under a suspended license; CMV = Commercial motor vehicle.

APPENDIX C: COUNTY SUMMARY SHEETS

Adams County

2017
OSHP
Activity



2017 Calls for Service by Type

Traffic Stop	2,998
Routine/Other Duties	65
Disabled Vehicle	304
Crashes	730
Road Hazards	378
Reckless/OVI	400
Investigations	91
Drug Courier	9
Violence-Related	50
Warrant/Wanted Person	10

TOTAL: 5,035

2017 Incidents by Municipality (Top 5)

Meigs Township	654
Tiffin Township	574
Sprigg Township	535
Winchester Township	513
Franklin Township	492
Other (remaining municipalities' sum)	2,243

TOTAL: 5,011

2017 Crashes by Investigating Agency and Crash Severity

Investigating Agency		Fatal Crashes	Injury Crashes	PDO/Unknown
OSHP	Rural	4	149	375
	Urban	0	5	35
CSO	Rural	0	0	0
	Urban	0	0	0
Other PD	Rural	0	0	0
	Urban	0	4	27

TOTAL: 4 158 437

2017 Assists to Other Agencies (Top 3)*

Adams CSO	180
West Union PD	28
Brown CSO	14
Other (remaining agencies' sum)	49

TOTAL: 271

2017 OSHP Traffic Safety Activity

Enforcement Stops	Non Enforcement Stops	Crashes Inv.	OVI Arrests	DUS** Citations	Aggressive Driving Citations	Safety Belt Citations	CMV** Traffic Citations	Motorist Assists	Violation Warnings
2,241	2,251	557	44	126	98	332	49	723	957

2017 OSHP Crime Enforcement

Cases	Felony Arrests	Felony Warrants	Mis-demeanor Warrants	Mis-demeanor Summons	Drug Arrests	Illegal Weapons Arrests	Identity Theft Arrests	Resisting Arrest Cases
20	2	8	20	27	25	0	0	1

-- All 2017 crash and activity data is provisional as of the run date of 07/20/2018 --

* Assistance to other agencies includes support that is directly (on-scene support on public or private property) or indirectly (referrals to other agencies) provided by OSHP personnel. Does not include assistance to non-law enforcement agencies, non-identified agencies, or other OSHP Posts.

** DUS = Driving under a suspended license; CMV = Commercial motor vehicle.

Allen County

2017
OSHP
Activity



2017 Calls for Service by Type

Traffic Stop	18,235
Routine/Other Duties	2,393
Disabled Vehicle	1,626
Crashes	1,135
Road Hazards	671
Reckless/OVI	1,049
Investigations	205
Drug Courier	16
Violence-Related	77
Warrant/Wanted Person	43

TOTAL: 25,450

2017 Incidents by Municipality (Top 5)

Lima City	6,318
Bath Township	5,120
American Township	2,523
Monroe Township	2,493
Richland Township	2,031
Other (remaining municipalities' sum)	6,924

TOTAL: 25,409

2017 Crashes by Investigating Agency and Crash Severity

Investigating Agency		Fatal Crashes	Injury Crashes	PDO/Unknown
OSHP	Rural	8	262	641
	Urban	0	8	27
CSO	Rural	2	80	460
	Urban	0	6	28
Other PD	Rural	0	74	377
	Urban	1	309	850

TOTAL: 11 739 2,383

2017 Assists to Other Agencies (Top 3)*

Allen CSO	321
Lima PD	203
Bluffton PD	123
Other (remaining agencies' sum)	164

TOTAL: 811

2017 OSHP Traffic Safety Activity

Enforcement Stops	Non Enforcement Stops	Crashes Inv.	OVI Arrests	DUS** Citations	Aggressive Driving Citations	Safety Belt Citations	CMV** Traffic Citations	Motorist Assists	Violation Warnings
10,345	14,113	947	538	595	891	2,048	302	2,825	8,199

2017 OSHP Crime Enforcement

Cases	Felony Arrests	Felony Warrants	Mis-demeanor Warrants	Mis-demeanor Summons	Drug Arrests	Illegal Weapons Arrests	Identity Theft Arrests	Resisting Arrest Cases
188	75	12	58	313	251	12	3	12

-- All 2017 crash and activity data is provisional as of the run date of 07/20/2018 --

* Assistance to other agencies includes support that is directly (on-scene support on public or private property) or indirectly (referrals to other agencies) provided by OSHP personnel. Does not include assistance to non-law enforcement agencies, non-identified agencies, or other OSHP Posts.

** DUS = Driving under a suspended license; CMV = Commercial motor vehicle.

Ashland County

2017
OSHP
Activity



2017 Calls for Service by Type

Traffic Stop	12,700
Routine/Other Duties	657
Disabled Vehicle	1,294
Crashes	1,143
Road Hazards	790
Reckless/OVI	801
Investigations	267
Drug Courier	2
Violence-Related	47
Warrant/Wanted Person	24

TOTAL: 17,725

2017 Incidents by Municipality (Top 5)

Montgomery Township	6,440
Ashland City	3,006
Perry Township	2,206
Vermillion Township	1,610
Mifflin Township	934
Other (remaining municipalities' sum)	3,512

TOTAL: 17,708

2017 Assists to Other Agencies (Top 3)*

Ashland CSO	313
Ashland PD	134
Loudonville PD	38
Other (remaining agencies' sum)	91

TOTAL: 576

2017 Crashes by Investigating Agency and Crash Severity

Investigating Agency		Fatal Crashes	Injury Crashes	PDO/Unknown
OSHP	Rural	7	232	637
	Urban	0	12	35
CSO	Rural	0	29	102
	Urban	0	3	8
Other PD	Rural	0	0	2
	Urban	0	37	237

TOTAL: 7 313 1,021

2017 OSHP Traffic Safety Activity

Enforcement Stops	Non Enforcement Stops	Crashes Inv.	OVI Arrests	DUS** Citations	Aggressive Driving Citations	Safety Belt Citations	CMV** Traffic Citations	Motorist Assists	Violation Warnings
7,135	10,017	907	197	218	300	854	206	2,436	4,952

2017 OSHP Crime Enforcement

Cases	Felony Arrests	Felony Warrants	Mis-demeanor Warrants	Mis-demeanor Summons	Drug Arrests	Illegal Weapons Arrests	Identity Theft Arrests	Resisting Arrest Cases
54	19	5	24	132	118	2	1	6

-- All 2017 crash and activity data is provisional as of the run date of 07/20/2018 --

* Assistance to other agencies includes support that is directly (on-scene support on public or private property) or indirectly (referrals to other agencies) provided by OSHP personnel. Does not include assistance to non-law enforcement agencies, non-identified agencies, or other OSHP Posts.

** DUS = Driving under a suspended license; CMV = Commercial motor vehicle.

Ashtabula County

2017
OSHP
Activity



2017 Calls for Service by Type

Traffic Stop	12,139
Routine/Other Duties	756
Disabled Vehicle	1,320
Crashes	2,132
Road Hazards	2,158
Reckless/OVI	1,339
Investigations	367
Drug Courier	33
Violence-Related	119
Warrant/Wanted Person	30

TOTAL: 20,393

2017 Incidents by Municipality (Top 5)

Saybrook Township	3,858
Ashtabula Township	3,389
Geneva Township	1,667
Conneaut City	1,552
Plymouth Township	1,415
Other (remaining municipalities' sum)	8,497

TOTAL: 20,378

2017 Assists to Other Agencies (Top 3)*

Ashtabula CSO	420
Conneaut PD	168
Ashtabula PD	130
Other (remaining agencies' sum)	291

TOTAL: 1,009

2017 Crashes by Investigating Agency and Crash Severity

Investigating Agency		Fatal Crashes	Injury Crashes	PDO/Unknown
OSHP	Rural	14	402	1,035
	Urban	0	14	35
CSO	Rural	0	0	5
	Urban	0	0	1
Other PD	Rural	0	0	1
	Urban	2	123	485

TOTAL: 16 539 1,562

2017 OSHP Traffic Safety Activity

Enforcement Stops	Non Enforcement Stops	Crashes Inv.	OVI Arrests	DUS** Citations	Aggressive Driving Citations	Safety Belt Citations	CMV** Traffic Citations	Motorist Assists	Violation Warnings
7,408	11,989	1,500	385	463	531	1,684	900	2,986	4,851

2017 OSHP Crime Enforcement

Cases	Felony Arrests	Felony Warrants	Mis-demeanor Warrants	Mis-demeanor Summons	Drug Arrests	Illegal Weapons Arrests	Identity Theft Arrests	Resisting Arrest Cases
201	79	19	49	246	256	7	0	12

-- All 2017 crash and activity data is provisional as of the run date of 07/20/2018 --

* Assistance to other agencies includes support that is directly (on-scene support on public or private property) or indirectly (referrals to other agencies) provided by OSHP personnel. Does not include assistance to non-law enforcement agencies, non-identified agencies, or other OSHP Posts.

** DUS = Driving under a suspended license; CMV = Commercial motor vehicle.

Athens County

2017
OSHP
Activity



2017 Calls for Service by Type

Traffic Stop	9,383
Routine/Other Duties	971
Disabled Vehicle	1,351
Crashes	1,011
Road Hazards	711
Reckless/OVI	588
Investigations	177
Drug Courier	10
Violence-Related	61
Warrant/Wanted Person	45

TOTAL: 14,308

2017 Incidents by Municipality (Top 5)

Athens Township	4,498
Dover Township	2,079
York Township	2,016
Canaan Township	1,675
Alexander Township	1,424
Other (remaining municipalities' sum)	2,606

TOTAL: 14,298

2017 Crashes by Investigating Agency and Crash Severity

Investigating Agency		Fatal Crashes	Injury Crashes	PDO/Unknown
OSHP	Rural	1	185	515
	Urban	0	12	25
CSO	Rural	0	0	0
	Urban	0	0	0
Other PD	Rural	0	0	1
	Urban	0	66	250

TOTAL: 1 263 791

2017 Assists to Other Agencies (Top 3)*

Athens CSO	246
Athens PD	78
Nelsonville PD	29
Other (remaining agencies' sum)	100

TOTAL: 453

2017 OSHP Traffic Safety Activity

Enforcement Stops	Non Enforcement Stops	Crashes Inv.	OVI Arrests	DUS** Citations	Aggressive Driving Citations	Safety Belt Citations	CMV** Traffic Citations	Motorist Assists	Violation Warnings
5,886	8,039	747	289	325	160	989	160	2,440	4,612

2017 OSHP Crime Enforcement

Cases	Felony Arrests	Felony Warrants	Mis-demeanor Warrants	Mis-demeanor Summons	Drug Arrests	Illegal Weapons Arrests	Identity Theft Arrests	Resisting Arrest Cases
134	85	27	92	164	181	7	1	5

-- All 2017 crash and activity data is provisional as of the run date of 07/20/2018 --

* Assistance to other agencies includes support that is directly (on-scene support on public or private property) or indirectly (referrals to other agencies) provided by OSHP personnel. Does not include assistance to non-law enforcement agencies, non-identified agencies, or other OSHP Posts.

** DUS = Driving under a suspended license; CMV = Commercial motor vehicle.

Auglaize County

2017
OSHP
Activity



2017 Calls for Service by Type

Traffic Stop	12,764
Routine/Other Duties	4,427
Disabled Vehicle	1,215
Crashes	636
Road Hazards	550
Reckless/OVI	870
Investigations	169
Drug Courier	6
Violence-Related	41
Warrant/Wanted Person	8

TOTAL: 20,686

2017 Incidents by Municipality (Top 5)

Duchouquet Township	8,947
Pusheta Township	4,447
Moulton Township	2,929
Noble Township	1,140
St. Marys Township	908
Other (remaining municipalities' sum)	2,278

TOTAL: 20,649

2017 Crashes by Investigating Agency and Crash Severity

Investigating Agency		Fatal Crashes	Injury Crashes	PDO/Unknown
OSHP	Rural	3	134	377
	Urban	0	4	4
CSO	Rural	1	15	104
	Urban	0	1	6
Other PD	Rural	0	0	1
	Urban	0	50	311

TOTAL: 4 204 803

2017 Assists to Other Agencies (Top 3)*

Auglaize CSO	227
St Marys PD	68
Wapakoneta PD	44
Other (remaining agencies' sum)	169

TOTAL: 508

2017 OSHP Traffic Safety Activity

Enforcement Stops	Non Enforcement Stops	Crashes Inv.	OVI Arrests	DUS** Citations	Aggressive Driving Citations	Safety Belt Citations	CMV** Traffic Citations	Motorist Assists	Violation Warnings
8,443	11,721	507	115	194	465	814	369	2,123	4,372

2017 OSHP Crime Enforcement

Cases	Felony Arrests	Felony Warrants	Mis-demeanor Warrants	Mis-demeanor Summons	Drug Arrests	Illegal Weapons Arrests	Identity Theft Arrests	Resisting Arrest Cases
86	16	4	13	73	77	3	0	8

-- All 2017 crash and activity data is provisional as of the run date of 07/20/2018 --

* Assistance to other agencies includes support that is directly (on-scene support on public or private property) or indirectly (referrals to other agencies) provided by OSHP personnel. Does not include assistance to non-law enforcement agencies, non-identified agencies, or other OSHP Posts.

** DUS = Driving under a suspended license; CMV = Commercial motor vehicle.

Belmont County

2017
OSHP
Activity



2017 Calls for Service by Type

Traffic Stop	14,551
Routine/Other Duties	2,339
Disabled Vehicle	1,507
Crashes	1,739
Road Hazards	1,456
Reckless/OVI	1,247
Investigations	356
Drug Courier	31
Violence-Related	111
Warrant/Wanted Person	21

TOTAL: 23,358

2017 Incidents by Municipality (Top 5)

Richland Township	6,334
Pultney Township	4,943
Union Township	4,031
Pease Township	3,294
Mead Township	1,812
Other (remaining municipalities' sum)	2,942

TOTAL: 23,356

2017 Crashes by Investigating Agency and Crash Severity

Investigating Agency		Fatal Crashes	Injury Crashes	PDO/Unknown
OSHP	Rural	7	326	923
	Urban	0	13	12
CSO	Rural	0	6	18
	Urban	0	0	4
Other PD	Rural	0	0	1
	Urban	1	52	287

TOTAL: 8 397 1,245

2017 Assists to Other Agencies (Top 3)*

Belmont CSO	445
Bridgeport PD	95
Bellaire PD	58
Other (remaining agencies' sum)	234

TOTAL: 832

2017 OSHP Traffic Safety Activity

Enforcement Stops	Non Enforcement Stops	Crashes Inv.	OVI Arrests	DUS** Citations	Aggressive Driving Citations	Safety Belt Citations	CMV** Traffic Citations	Motorist Assists	Violation Warnings
9,795	12,258	1,286	420	508	393	2,059	578	3,220	4,933

2017 OSHP Crime Enforcement

Cases	Felony Arrests	Felony Warrants	Mis-demeanor Warrants	Mis-demeanor Summons	Drug Arrests	Illegal Weapons Arrests	Identity Theft Arrests	Resisting Arrest Cases
166	63	8	56	152	147	14	3	8

-- All 2017 crash and activity data is provisional as of the run date of 07/20/2018 --

* Assistance to other agencies includes support that is directly (on-scene support on public or private property) or indirectly (referrals to other agencies) provided by OSHP personnel. Does not include assistance to non-law enforcement agencies, non-identified agencies, or other OSHP Posts.

** DUS = Driving under a suspended license; CMV = Commercial motor vehicle.

Brown County

2017
OSHP
Activity



2017 Calls for Service by Type

Traffic Stop	7,927
Routine/Other Duties	687
Disabled Vehicle	659
Crashes	997
Road Hazards	709
Reckless/OVI	842
Investigations	236
Drug Courier	27
Violence-Related	101
Warrant/Wanted Person	13

TOTAL: 12,198

2017 Incidents by Municipality (Top 5)

Washington Township	1,835
Green Township	1,742
Sterling Township	1,310
Pleasant Township	1,186
Jefferson Township	1,171
Other (remaining municipalities' sum)	4,915

TOTAL: 12,159

2017 Assists to Other Agencies (Top 3)*

Brown CSO	251
Mount Orab PD	97
Georgetown PD	47
Other (remaining agencies' sum)	145

TOTAL: 540

2017 Crashes by Investigating Agency and Crash Severity

Investigating Agency		Fatal Crashes	Injury Crashes	PDO/Unknown
OSHP	Rural	6	206	518
	Urban	0	11	15
CSO	Rural	0	0	2
	Urban	0	0	1
Other PD	Rural	0	3	2
	Urban	0	39	148

TOTAL: 6 259 686

2017 OSHP Traffic Safety Activity

Enforcement Stops	Non Enforcement Stops	Crashes Inv.	OVI Arrests	DUS** Citations	Aggressive Driving Citations	Safety Belt Citations	CMV** Traffic Citations	Motorist Assists	Violation Warnings
5,203	5,979	746	130	219	174	526	147	1,585	2,499

2017 OSHP Crime Enforcement

Cases	Felony Arrests	Felony Warrants	Mis-demeanor Warrants	Mis-demeanor Summons	Drug Arrests	Illegal Weapons Arrests	Identity Theft Arrests	Resisting Arrest Cases
80	34	14	27	68	68	2	2	11

-- All 2017 crash and activity data is provisional as of the run date of 07/20/2018 --

* Assistance to other agencies includes support that is directly (on-scene support on public or private property) or indirectly (referrals to other agencies) provided by OSHP personnel. Does not include assistance to non-law enforcement agencies, non-identified agencies, or other OSHP Posts.

** DUS = Driving under a suspended license; CMV = Commercial motor vehicle.

Butler County

2017
OSHP
Activity



2017 Calls for Service by Type

Traffic Stop	19,446
Routine/Other Duties	2,610
Disabled Vehicle	1,699
Crashes	1,145
Road Hazards	704
Reckless/OVI	847
Investigations	283
Drug Courier	31
Violence-Related	123
Warrant/Wanted Person	34

TOTAL: 26,922

2017 Incidents by Municipality (Top 5)

Liberty Township	8,041
West Chester Township	7,259
Middletown City	4,719
Lemon Township	2,083
Hamilton City	1,459
Other (remaining municipalities' sum)	3,290

TOTAL: 26,851

2017 Assists to Other Agencies (Top 3)*

Middletown PD	270
Butler CSO	201
West Chester PD	138
Other (remaining agencies' sum)	310

TOTAL: 919

2017 Crashes by Investigating Agency and Crash Severity

Investigating Agency		Fatal Crashes	Injury Crashes	PDO/Unknown
OSHP	Rural	2	146	527
	Urban	7	105	103
CSO	Rural	13	422	1,045
	Urban	0	11	37
Other PD	Rural	5	558	1,631
	Urban	4	1,325	3,200

TOTAL: 31 2,567 6,543

2017 OSHP Traffic Safety Activity

Enforcement Stops	Non Enforcement Stops	Crashes Inv.	OVI Arrests	DUS** Citations	Aggressive Driving Citations	Safety Belt Citations	CMV** Traffic Citations	Motorist Assists	Violation Warnings
11,268	14,790	885	608	913	422	3,469	209	2,518	9,655

2017 OSHP Crime Enforcement

Cases	Felony Arrests	Felony Warrants	Mis-demeanor Warrants	Mis-demeanor Summons	Drug Arrests	Illegal Weapons Arrests	Identity Theft Arrests	Resisting Arrest Cases
206	134	30	167	387	381	21	5	20

-- All 2017 crash and activity data is provisional as of the run date of 07/20/2018 --

* Assistance to other agencies includes support that is directly (on-scene support on public or private property) or indirectly (referrals to other agencies) provided by OSHP personnel. Does not include assistance to non-law enforcement agencies, non-identified agencies, or other OSHP Posts.

** DUS = Driving under a suspended license; CMV = Commercial motor vehicle.

Carroll County

2017
OSHP
Activity



2017 Calls for Service by Type

Traffic Stop	559
Routine/Other Duties	37
Disabled Vehicle	32
Crashes	36
Road Hazards	27
Reckless/OVI	28
Investigations	7
Drug Courier	3
Violence-Related	1
Warrant/Wanted Person	1
TOTAL:	731

2017 Incidents by Municipality (Top 5)

Brown Township	272
Harrison Township	138
Monroe Township	83
Center Township	78
Orange Township	41
Other (remaining municipalities' sum)	28
TOTAL:	640

2017 Crashes by Investigating Agency and Crash Severity

Investigating Agency		Fatal Crashes	Injury Crashes	PDO/Unknown
OSHP	Rural	0	2	9
	Urban	0	2	2
CSO	Rural	5	95	173
	Urban	0	3	14
Other PD	Rural	0	0	0
	Urban	0	22	64
TOTAL:		5	124	262

2017 Assists to Other Agencies (Top 3)*

Carroll CSO	40
Carrollton PD	2
Minerva PD	1
Other (remaining agencies' sum)	0
TOTAL:	43

2017 OSHP Traffic Safety Activity

Enforcement Stops	Non Enforcement Stops	Crashes Inv.	OVI Arrests	DUS** Citations	Aggressive Driving Citations	Safety Belt Citations	CMV** Traffic Citations	Motorist Assists	Violation Warnings
389	299	20	5	10	11	135	12	84	196

2017 OSHP Crime Enforcement

Cases	Felony Arrests	Felony Warrants	Mis-demeanor Warrants	Mis-demeanor Summons	Drug Arrests	Illegal Weapons Arrests	Identity Theft Arrests	Resisting Arrest Cases
8	1	0	1	3	3	1	0	0

-- All 2017 crash and activity data is provisional as of the run date of 07/20/2018 --

* Assistance to other agencies includes support that is directly (on-scene support on public or private property) or indirectly (referrals to other agencies) provided by OSHP personnel. Does not include assistance to non-law enforcement agencies, non-identified agencies, or other OSHP Posts.

** DUS = Driving under a suspended license; CMV = Commercial motor vehicle.

Champaign County

2017
OSHP
Activity



2017 Calls for Service by Type

Traffic Stop	2,287
Routine/Other Duties	57
Disabled Vehicle	106
Crashes	68
Road Hazards	69
Reckless/OVI	76
Investigations	20
Drug Courier	3
Violence-Related	7
Warrant/Wanted Person	7

TOTAL: 2,700

2017 Incidents by Municipality (Top 5)

Jackson Township	587
Salem Township	437
Urbana Township	420
Union Township	365
Johnson Township	232
Other (remaining municipalities' sum)	367

TOTAL: 2,408

2017 Crashes by Investigating Agency and Crash Severity

Investigating Agency		Fatal Crashes	Injury Crashes	PDO/Unknown
OSHP	Rural	0	7	25
	Urban	0	0	2
CSO	Rural	5	127	239
	Urban	0	3	8
Other PD	Rural	0	0	0
	Urban	0	69	248

TOTAL: 5 206 522

2017 Assists to Other Agencies (Top 3)*

Champaign CSO	82
Clark CSO	9
Mechanicsburg PD	6
Other (remaining agencies' sum)	17

TOTAL: 114

2017 OSHP Traffic Safety Activity

Enforcement Stops	Non Enforcement Stops	Crashes Inv.	OVI Arrests	DUS** Citations	Aggressive Driving Citations	Safety Belt Citations	CMV** Traffic Citations	Motorist Assists	Violation Warnings
1,574	1,010	38	12	43	27	216	52	304	934

2017 OSHP Crime Enforcement

Cases	Felony Arrests	Felony Warrants	Mis-demeanor Warrants	Mis-demeanor Summons	Drug Arrests	Illegal Weapons Arrests	Identity Theft Arrests	Resisting Arrest Cases
5	1	1	12	7	6	0	0	0

-- All 2017 crash and activity data is provisional as of the run date of 07/20/2018 --

* Assistance to other agencies includes support that is directly (on-scene support on public or private property) or indirectly (referrals to other agencies) provided by OSHP personnel. Does not include assistance to non-law enforcement agencies, non-identified agencies, or other OSHP Posts.

** DUS = Driving under a suspended license; CMV = Commercial motor vehicle.

Clark County

2017
OSHP
Activity



2017 Calls for Service by Type

Traffic Stop	15,769
Routine/Other Duties	271
Disabled Vehicle	1,961
Crashes	1,843
Road Hazards	1,089
Reckless/OVI	1,900
Investigations	260
Drug Courier	16
Violence-Related	71
Warrant/Wanted Person	9

TOTAL: 23,189

2017 Incidents by Municipality (Top 5)

Springfield City	7,387
Harmony Township	4,446
Mad River Township	3,739
Springfield Township	3,242
Bethel Township	1,296
Other (remaining municipalities' sum)	3,072

TOTAL: 23,182

2017 Crashes by Investigating Agency and Crash Severity

Investigating Agency		Fatal Crashes	Injury Crashes	PDO/Unknown
OSHP	Rural	11	377	1,015
	Urban	0	27	67
CSO	Rural	0	27	96
	Urban	0	2	26
Other PD	Rural	0	16	40
	Urban	4	563	1,139

TOTAL: 15 1,012 2,383

2017 Assists to Other Agencies (Top 3)*

Clark CSO	646
Huber Heights PD	161
Springfield PD	125
Other (remaining agencies' sum)	97

TOTAL: 1,029

2017 OSHP Traffic Safety Activity

Enforcement Stops	Non Enforcement Stops	Crashes Inv.	OVI Arrests	DUS** Citations	Aggressive Driving Citations	Safety Belt Citations	CMV** Traffic Citations	Motorist Assists	Violation Warnings
9,364	12,398	1,481	587	1,151	480	1,761	231	4,015	8,096

2017 OSHP Crime Enforcement

Cases	Felony Arrests	Felony Warrants	Mis-demeanor Warrants	Mis-demeanor Summons	Drug Arrests	Illegal Weapons Arrests	Identity Theft Arrests	Resisting Arrest Cases
223	110	19	110	238	189	20	2	47

-- All 2017 crash and activity data is provisional as of the run date of 07/20/2018 --

* Assistance to other agencies includes support that is directly (on-scene support on public or private property) or indirectly (referrals to other agencies) provided by OSHP personnel. Does not include assistance to non-law enforcement agencies, non-identified agencies, or other OSHP Posts.

** DUS = Driving under a suspended license; CMV = Commercial motor vehicle.

Clermont County

2017
OSHP
Activity



2017 Calls for Service by Type

Traffic Stop	20,824
Routine/Other Duties	726
Disabled Vehicle	2,193
Crashes	3,182
Road Hazards	1,096
Reckless/OVI	2,509
Investigations	442
Drug Courier	34
Violence-Related	127
Warrant/Wanted Person	219

TOTAL: 31,352

2017 Incidents by Municipality (Top 5)

Union Township	12,567
Batavia Township	5,091
Miami Township	3,618
Williamsburg Township	1,744
Goshen Township	1,490
Other (remaining municipalities' sum)	6,831

TOTAL: 31,341

2017 Crashes by Investigating Agency and Crash Severity

Investigating Agency		Fatal Crashes	Injury Crashes	PDO/Unknown
OSHP	Rural	9	723	1,663
	Urban	0	37	86
CSO	Rural	0	0	0
	Urban	1	6	49
Other PD	Rural	1	482	1,955
	Urban	0	85	419

TOTAL: 11 1,333 4,172

2017 Assists to Other Agencies (Top 3)*

Clermont CSO	591
Union Township PD	349
Miami Township PD	166
Other (remaining agencies' sum)	595

TOTAL: 1,701

2017 OSHP Traffic Safety Activity

Enforcement Stops	Non Enforcement Stops	Crashes Inv.	OVI Arrests	DUS** Citations	Aggressive Driving Citations	Safety Belt Citations	CMV** Traffic Citations	Motorist Assists	Violation Warnings
12,052	17,216	2,507	510	625	745	1,221	177	4,287	9,050

2017 OSHP Crime Enforcement

Cases	Felony Arrests	Felony Warrants	Mis-demeanor Warrants	Mis-demeanor Summons	Drug Arrests	Illegal Weapons Arrests	Identity Theft Arrests	Resisting Arrest Cases
133	48	18	242	198	191	10	1	18

-- All 2017 crash and activity data is provisional as of the run date of 07/20/2018 --

* Assistance to other agencies includes support that is directly (on-scene support on public or private property) or indirectly (referrals to other agencies) provided by OSHP personnel. Does not include assistance to non-law enforcement agencies, non-identified agencies, or other OSHP Posts.

** DUS = Driving under a suspended license; CMV = Commercial motor vehicle.

Clinton County

2017
OSHP
Activity



2017 Calls for Service by Type

Traffic Stop	11,962
Routine/Other Duties	773
Disabled Vehicle	1,107
Crashes	854
Road Hazards	735
Reckless/OVI	1,251
Investigations	234
Drug Courier	14
Violence-Related	60
Warrant/Wanted Person	17

TOTAL: 17,007

2017 Incidents by Municipality (Top 5)

Union Township	5,061
Wilmington City	3,291
Liberty Township	2,087
Chester Township	1,704
Green Township	1,049
Other (remaining municipalities' sum)	3,799

TOTAL: 16,991

2017 Assists to Other Agencies (Top 3)*

Clinton CSO	274
Wilmington PD	156
Fayette CSO	31
Other (remaining agencies' sum)	90

TOTAL: 551

2017 Crashes by Investigating Agency and Crash Severity

Investigating Agency		Fatal Crashes	Injury Crashes	PDO/Unknown
OSHP	Rural	9	153	437
	Urban	0	12	25
CSO	Rural	0	11	75
	Urban	0	1	3
Other PD	Rural	0	0	1
	Urban	1	72	244

TOTAL: 10 249 785

2017 OSHP Traffic Safety Activity

Enforcement Stops	Non Enforcement Stops	Crashes Inv.	OVI Arrests	DUS** Citations	Aggressive Driving Citations	Safety Belt Citations	CMV** Traffic Citations	Motorist Assists	Violation Warnings
6,586	9,131	632	185	295	163	727	792	1,758	3,931

2017 OSHP Crime Enforcement

Cases	Felony Arrests	Felony Warrants	Mis-demeanor Warrants	Mis-demeanor Summons	Drug Arrests	Illegal Weapons Arrests	Identity Theft Arrests	Resisting Arrest Cases
91	49	16	63	167	159	5	2	4

-- All 2017 crash and activity data is provisional as of the run date of 07/20/2018 --

* Assistance to other agencies includes support that is directly (on-scene support on public or private property) or indirectly (referrals to other agencies) provided by OSHP personnel. Does not include assistance to non-law enforcement agencies, non-identified agencies, or other OSHP Posts.

** DUS = Driving under a suspended license; CMV = Commercial motor vehicle.

Columbiana County

2017
OSHP
Activity



2017 Calls for Service by Type

Traffic Stop	11,168
Routine/Other Duties	1,077
Disabled Vehicle	836
Crashes	1,138
Road Hazards	646
Reckless/OVI	181
Investigations	89
Drug Courier	8
Violence-Related	41
Warrant/Wanted Person	4

TOTAL: 15,188

2017 Incidents by Municipality (Top 5)

Elkrun Township	1,930
Fairfield Township	1,750
Salem Township	1,532
Center Township	1,518
Madison Township	1,336
Other (remaining municipalities' sum)	7,105

TOTAL: 15,171

2017 Assists to Other Agencies (Top 3)*

Columbiana CSO	97
Lisbon PD	39
Salem PD	28
Other (remaining agencies' sum)	121

TOTAL: 285

2017 Crashes by Investigating Agency and Crash Severity

Investigating Agency		Fatal Crashes	Injury Crashes	PDO/Unknown
OSHP	Rural	4	298	618
	Urban	0	6	17
CSO	Rural	0	0	0
	Urban	0	0	0
Other PD	Rural	0	60	284
	Urban	1	120	367

TOTAL: 5 484 1,286

2017 OSHP Traffic Safety Activity

Enforcement Stops	Non Enforcement Stops	Crashes Inv.	OVI Arrests	DUS** Citations	Aggressive Driving Citations	Safety Belt Citations	CMV** Traffic Citations	Motorist Assists	Violation Warnings
6,798	8,231	896	219	387	321	1,793	165	1,969	4,367

2017 OSHP Crime Enforcement

Cases	Felony Arrests	Felony Warrants	Mis-demeanor Warrants	Mis-demeanor Summons	Drug Arrests	Illegal Weapons Arrests	Identity Theft Arrests	Resisting Arrest Cases
102	53	11	32	181	180	7	0	10

-- All 2017 crash and activity data is provisional as of the run date of 07/20/2018 --

* Assistance to other agencies includes support that is directly (on-scene support on public or private property) or indirectly (referrals to other agencies) provided by OSHP personnel. Does not include assistance to non-law enforcement agencies, non-identified agencies, or other OSHP Posts.

** DUS = Driving under a suspended license; CMV = Commercial motor vehicle.

Coshocton County

2017
OSHP
Activity



2017 Calls for Service by Type

Traffic Stop	2,770
Routine/Other Duties	67
Disabled Vehicle	180
Crashes	41
Road Hazards	57
Reckless/OVI	46
Investigations	14
Drug Courier	
Violence-Related	3
Warrant/Wanted Person	2

TOTAL: 3,180

2017 Incidents by Municipality (Top 5)

Jackson Township	582
Coshocton City	440
Oxford Township	409
Lafayette Township	389
Franklin Township	332
Other (remaining municipalities' sum)	935

TOTAL: 3,087

2017 Assists to Other Agencies (Top 3)*

Coshocton CSO	65
Newcomerstown PD	3
Mt Vernon PD	1
Other (remaining agencies' sum)	0

TOTAL: 69

2017 Crashes by Investigating Agency and Crash Severity

Investigating Agency		Fatal Crashes	Injury Crashes	PDO/Unknown
OSHP	Rural	0	2	15
	Urban	0	0	0
CSO	Rural	3	76	193
	Urban	3	41	183
Other PD	Rural	0	0	0
	Urban	0	0	2

TOTAL: 6 119 393

2017 OSHP Traffic Safety Activity

Enforcement Stops	Non Enforcement Stops	Crashes Inv.	OVI Arrests	DUS** Citations	Aggressive Driving Citations	Safety Belt Citations	CMV** Traffic Citations	Motorist Assists	Violation Warnings
1,913	1,193	18	15	56	34	509	104	326	1,137

2017 OSHP Crime Enforcement

Cases	Felony Arrests	Felony Warrants	Mis-demeanor Warrants	Mis-demeanor Summons	Drug Arrests	Illegal Weapons Arrests	Identity Theft Arrests	Resisting Arrest Cases
3	2	1	7	8	7	1	0	0

-- All 2017 crash and activity data is provisional as of the run date of 07/20/2018 --

* Assistance to other agencies includes support that is directly (on-scene support on public or private property) or indirectly (referrals to other agencies) provided by OSHP personnel. Does not include assistance to non-law enforcement agencies, non-identified agencies, or other OSHP Posts.

** DUS = Driving under a suspended license; CMV = Commercial motor vehicle.

Crawford County

2017
OSHP
Activity



2017 Calls for Service by Type

Traffic Stop	8,883
Routine/Other Duties	196
Disabled Vehicle	1,040
Crashes	276
Road Hazards	402
Reckless/OVI	583
Investigations	121
Drug Courier	11
Violence-Related	22
Warrant/Wanted Person	9

TOTAL: 11,543

2017 Incidents by Municipality (Top 5)

Bucyrus City	2,210
Whetstone Township	1,739
Holmes Township	1,668
Jefferson Township	1,166
Bucyrus Township	856
Other (remaining municipalities' sum)	3,896

TOTAL: 11,535

2017 Assists to Other Agencies (Top 3)*

Crawford CSO	125
Bucyrus PD	75
Galion PD	43
Other (remaining agencies' sum)	81

TOTAL: 324

2017 Crashes by Investigating Agency and Crash Severity

Investigating Agency		Fatal Crashes	Injury Crashes	PDO/Unknown
OSHP	Rural	1	37	134
	Urban	0	3	4
CSO	Rural	1	79	261
	Urban	0	2	13
Other PD	Rural	0	0	0
	Urban	1	77	316

TOTAL: 3 198 728

2017 OSHP Traffic Safety Activity

Enforcement Stops	Non Enforcement Stops	Crashes Inv.	OVI Arrests	DUS** Citations	Aggressive Driving Citations	Safety Belt Citations	CMV** Traffic Citations	Motorist Assists	Violation Warnings
5,395	5,878	190	79	190	467	1,005	324	1,710	3,953

2017 OSHP Crime Enforcement

Cases	Felony Arrests	Felony Warrants	Mis-demeanor Warrants	Mis-demeanor Summons	Drug Arrests	Illegal Weapons Arrests	Identity Theft Arrests	Resisting Arrest Cases
33	15	3	22	69	57	5	0	5

-- All 2017 crash and activity data is provisional as of the run date of 07/20/2018 --

* Assistance to other agencies includes support that is directly (on-scene support on public or private property) or indirectly (referrals to other agencies) provided by OSHP personnel. Does not include assistance to non-law enforcement agencies, non-identified agencies, or other OSHP Posts.

** DUS = Driving under a suspended license; CMV = Commercial motor vehicle.

Cuyahoga County

2017
OSHP
Activity



2017 Calls for Service by Type

Traffic Stop	31,245
Routine/Other Duties	2,154
Disabled Vehicle	2,185
Crashes	1,435
Road Hazards	882
Reckless/OVI	1,409
Investigations	650
Drug Courier	17
Violence-Related	101
Warrant/Wanted Person	206
TOTAL:	40,284

2017 Incidents by Municipality (Top 5)

Cleveland City	15,655
Strongsville City	6,265
Broadview Heights City	3,812
Maple Heights City	1,597
Brooklyn Heights Village	895
Other (remaining municipalities' sum)	11,943
TOTAL:	40,167

2017 Crashes by Investigating Agency and Crash Severity

Investigating Agency		Fatal Crashes	Injury Crashes	PDO/Unknown
OSHP	Rural	0	5	28
	Urban	8	256	597
CSO	Rural	0	0	0
	Urban	0	13	7
Other PD	Rural	0	20	101
	Urban	83	8,856	23,375
TOTAL:		91	9,150	24,108

2017 Assists to Other Agencies (Top 3)*

Cleveland PD	604
Brook Park PD	130
Strongsville PD	121
Other (remaining agencies' sum)	1,234
TOTAL:	2,089

2017 OSHP Traffic Safety Activity

Enforcement Stops	Non Enforcement Stops	Crashes Inv.	OVI Arrests	DUS** Citations	Aggressive Driving Citations	Safety Belt Citations	CMV** Traffic Citations	Motorist Assists	Violation Warnings
17,012	20,824	909	1,219	1,891	889	7,036	486	4,643	14,365

2017 OSHP Crime Enforcement

Cases	Felony Arrests	Felony Warrants	Mis-demeanor Warrants	Mis-demeanor Summons	Drug Arrests	Illegal Weapons Arrests	Identity Theft Arrests	Resisting Arrest Cases
855	502	89	383	827	833	84	3	190

-- All 2017 crash and activity data is provisional as of the run date of 07/20/2018 --

* Assistance to other agencies includes support that is directly (on-scene support on public or private property) or indirectly (referrals to other agencies) provided by OSHP personnel. Does not include assistance to non-law enforcement agencies, non-identified agencies, or other OSHP Posts.

** DUS = Driving under a suspended license; CMV = Commercial motor vehicle.

Darke County

2017
OSHP
Activity



2017 Calls for Service by Type

Traffic Stop	1,549
Routine/Other Duties	63
Disabled Vehicle	37
Crashes	21
Road Hazards	18
Reckless/OVI	19
Investigations	63
Drug Courier	
Violence-Related	3
Warrant/Wanted Person	2

TOTAL: 1,775

2017 Incidents by Municipality (Top 5)

Greenville Township	435
Monroe Township	254
Adams Township	196
Van Buren Township	159
Twin Township	126
Other (remaining municipalities' sum)	500

TOTAL: 1,670

2017 Assists to Other Agencies (Top 3)*

Darke CSO	40
Greenville PD	10
Union City PD	3
Other (remaining agencies' sum)	8

TOTAL: 61

2017 Crashes by Investigating Agency and Crash Severity

Investigating Agency		Fatal Crashes	Injury Crashes	PDO/Unknown
OSHP	Rural	0	3	2
	Urban	0	0	0
CSO	Rural	4	197	607
	Urban	0	4	24
Other PD	Rural	0	0	1
	Urban	0	56	218

TOTAL: 4 260 852

2017 OSHP Traffic Safety Activity

Enforcement Stops	Non Enforcement Stops	Crashes Inv.	OVI Arrests	DUS** Citations	Aggressive Driving Citations	Safety Belt Citations	CMV** Traffic Citations	Motorist Assists	Violation Warnings
938	801	8	30	22	29	163	34	113	675

2017 OSHP Crime Enforcement

Cases	Felony Arrests	Felony Warrants	Mis-demeanor Warrants	Mis-demeanor Summons	Drug Arrests	Illegal Weapons Arrests	Identity Theft Arrests	Resisting Arrest Cases
6	3	4	2	4	3	1	0	3

-- All 2017 crash and activity data is provisional as of the run date of 07/20/2018 --

* Assistance to other agencies includes support that is directly (on-scene support on public or private property) or indirectly (referrals to other agencies) provided by OSHP personnel. Does not include assistance to non-law enforcement agencies, non-identified agencies, or other OSHP Posts.

** DUS = Driving under a suspended license; CMV = Commercial motor vehicle.

Defiance County

2017
OSHP
Activity



2017 Calls for Service by Type

Traffic Stop	8,510
Routine/Other Duties	563
Disabled Vehicle	621
Crashes	392
Road Hazards	186
Reckless/OVI	153
Investigations	36
Drug Courier	3
Violence-Related	5
Warrant/Wanted Person	3

TOTAL: 10,472

2017 Incidents by Municipality (Top 5)

Richland Township	2,566
Noble Township	2,367
Defiance Township	2,062
Adams Township	1,029
Washington Township	657
Other (remaining municipalities' sum)	1,762

TOTAL: 10,443

2017 Assists to Other Agencies (Top 3)*

Defiance CSO	70
Defiance PD	49
Henry CSO	12
Other (remaining agencies' sum)	14

TOTAL: 145

2017 Crashes by Investigating Agency and Crash Severity

Investigating Agency		Fatal Crashes	Injury Crashes	PDO/Unknown
OSHP	Rural	6	95	205
	Urban	0	6	25
CSO	Rural	0	16	315
	Urban	0	0	12
Other PD	Rural	0	0	3
	Urban	3	103	389

TOTAL: 9 220 949

2017 OSHP Traffic Safety Activity

Enforcement Stops	Non Enforcement Stops	Crashes Inv.	OVI Arrests	DUS** Citations	Aggressive Driving Citations	Safety Belt Citations	CMV** Traffic Citations	Motorist Assists	Violation Warnings
5,374	5,012	339	157	158	162	649	220	1,465	3,455

2017 OSHP Crime Enforcement

Cases	Felony Arrests	Felony Warrants	Mis-demeanor Warrants	Mis-demeanor Summons	Drug Arrests	Illegal Weapons Arrests	Identity Theft Arrests	Resisting Arrest Cases
54	16	2	12	99	91	7	0	4

-- All 2017 crash and activity data is provisional as of the run date of 07/20/2018 --

* Assistance to other agencies includes support that is directly (on-scene support on public or private property) or indirectly (referrals to other agencies) provided by OSHP personnel. Does not include assistance to non-law enforcement agencies, non-identified agencies, or other OSHP Posts.

** DUS = Driving under a suspended license; CMV = Commercial motor vehicle.

Delaware County

2017
OSHP
Activity



2017 Calls for Service by Type

Traffic Stop	27,046
Routine/Other Duties	540
Disabled Vehicle	2,701
Crashes	2,779
Road Hazards	1,243
Reckless/OVI	2,917
Investigations	373
Drug Courier	21
Violence-Related	129
Warrant/Wanted Person	83

TOTAL: 37,832

2017 Incidents by Municipality (Top 5)

Orange Township	7,263
Berkshire Township	5,869
Delaware City Township	4,540
Columbus City Township	4,231
Kingston Township	4,177
Other (remaining municipalities' sum)	11,714

TOTAL: 37,794

2017 Assists to Other Agencies (Top 3)*

Delaware CSO	953
Delaware PD	280
Columbus PD	276
Other (remaining agencies' sum)	211

TOTAL: 1,720

2017 Crashes by Investigating Agency and Crash Severity

Investigating Agency		Fatal Crashes	Injury Crashes	PDO/Unknown
OSHP	Rural	11	637	1,179
	Urban	0	12	34
CSO	Rural	0	73	331
	Urban	0	13	38
Other PD	Rural	0	33	92
	Urban	1	313	1,109

TOTAL: 12 1,081 2,783

2017 OSHP Traffic Safety Activity

Enforcement Stops	Non Enforcement Stops	Crashes Inv.	OVI Arrests	DUS** Citations	Aggressive Driving Citations	Safety Belt Citations	CMV** Traffic Citations	Motorist Assists	Violation Warnings
17,595	16,882	1,844	587	744	1,527	3,104	722	4,396	10,165

2017 OSHP Crime Enforcement

Cases	Felony Arrests	Felony Warrants	Mis-demeanor Warrants	Mis-demeanor Summons	Drug Arrests	Illegal Weapons Arrests	Identity Theft Arrests	Resisting Arrest Cases
147	109	26	100	352	331	11	3	6

-- All 2017 crash and activity data is provisional as of the run date of 07/20/2018 --

* Assistance to other agencies includes support that is directly (on-scene support on public or private property) or indirectly (referrals to other agencies) provided by OSHP personnel. Does not include assistance to non-law enforcement agencies, non-identified agencies, or other OSHP Posts.

** DUS = Driving under a suspended license; CMV = Commercial motor vehicle.

Erie County

2017
OSHP
Activity



2017 Calls for Service by Type

Traffic Stop	24,890
Routine/Other Duties	1,043
Disabled Vehicle	2,094
Crashes	790
Road Hazards	853
Reckless/OVI	1,450
Investigations	252
Drug Courier	4
Violence-Related	46
Warrant/Wanted Person	36

TOTAL: 31,458

2017 Incidents by Municipality (Top 5)

Sandusky City	4,978
Milan Township	4,713
Perkins Township	3,494
Berlin Township	3,419
Huron Township	3,401
Other (remaining municipalities' sum)	11,430

TOTAL: 31,435

2017 Assists to Other Agencies (Top 3)*

Erie CSO	286
Berea PD	104
Perkins Township PD	89
Other (remaining agencies' sum)	298

TOTAL: 777

2017 Crashes by Investigating Agency and Crash Severity

Investigating Agency		Fatal Crashes	Injury Crashes	PDO/Unknown
OSHP	Rural	7	136	448
	Urban	1	7	24
CSO	Rural	0	137	452
	Urban	0	5	20
Other PD	Rural	0	81	294
	Urban	0	179	559

TOTAL: 8 545 1,797

2017 OSHP Traffic Safety Activity

Enforcement Stops	Non Enforcement Stops	Crashes Inv.	OVI Arrests	DUS** Citations	Aggressive Driving Citations	Safety Belt Citations	CMV** Traffic Citations	Motorist Assists	Violation Warnings
13,445	17,071	611	386	539	810	1,625	639	5,137	8,864

2017 OSHP Crime Enforcement

Cases	Felony Arrests	Felony Warrants	Mis-demeanor Warrants	Mis-demeanor Summons	Drug Arrests	Illegal Weapons Arrests	Identity Theft Arrests	Resisting Arrest Cases
102	41	11	50	307	294	13	3	10

-- All 2017 crash and activity data is provisional as of the run date of 07/20/2018 --

* Assistance to other agencies includes support that is directly (on-scene support on public or private property) or indirectly (referrals to other agencies) provided by OSHP personnel. Does not include assistance to non-law enforcement agencies, non-identified agencies, or other OSHP Posts.

** DUS = Driving under a suspended license; CMV = Commercial motor vehicle.

Fairfield County

2017
OSHP
Activity



2017 Calls for Service by Type

Traffic Stop	15,061
Routine/Other Duties	339
Disabled Vehicle	1,669
Crashes	971
Road Hazards	603
Reckless/OVI	1,201
Investigations	159
Drug Courier	32
Violence-Related	55
Warrant/Wanted Person	25

TOTAL: 20,115

2017 Incidents by Municipality (Top 5)

Violet Township	5,490
Greenfield Township	2,650
Berne Township	2,540
Hocking Township	2,031
Lancaster City Township	2,016
Other (remaining municipalities' sum)	5,352

TOTAL: 20,079

2017 Crashes by Investigating Agency and Crash Severity

Investigating Agency		Fatal Crashes	Injury Crashes	PDO/Unknown
OSHP	Rural	8	266	390
	Urban	2	11	20
CSO	Rural	1	170	447
	Urban	0	47	215
Other PD	Rural	0	1	2
	Urban	0	295	1,352

TOTAL: 11 790 2,426

2017 Assists to Other Agencies (Top 3)*

Fairfield CSO	253
Lancaster PD	140
Pickerington PD	73
Other (remaining agencies' sum)	133

TOTAL: 599

2017 OSHP Traffic Safety Activity

Enforcement Stops	Non Enforcement Stops	Crashes Inv.	OVI Arrests	DUS** Citations	Aggressive Driving Citations	Safety Belt Citations	CMV** Traffic Citations	Motorist Assists	Violation Warnings
11,218	7,790	701	374	506	594	2,080	210	2,967	5,287

2017 OSHP Crime Enforcement

Cases	Felony Arrests	Felony Warrants	Mis-demeanor Warrants	Mis-demeanor Summons	Drug Arrests	Illegal Weapons Arrests	Identity Theft Arrests	Resisting Arrest Cases
134	57	12	72	149	154	10	3	13

-- All 2017 crash and activity data is provisional as of the run date of 07/20/2018 --

* Assistance to other agencies includes support that is directly (on-scene support on public or private property) or indirectly (referrals to other agencies) provided by OSHP personnel. Does not include assistance to non-law enforcement agencies, non-identified agencies, or other OSHP Posts.

** DUS = Driving under a suspended license; CMV = Commercial motor vehicle.

Fayette County

2017
OSHP
Activity



2017 Calls for Service by Type

Traffic Stop	4,058
Routine/Other Duties	1,560
Disabled Vehicle	530
Crashes	94
Road Hazards	212
Reckless/OVI	641
Investigations	53
Drug Courier	7
Violence-Related	31
Warrant/Wanted Person	2

TOTAL: 7,188

2017 Incidents by Municipality (Top 5)

Jefferson Township	3,405
Jasper Township	883
Union Township	729
Paint Township	668
Washington Court House City	499
Other (remaining municipalities' sum)	981

TOTAL: 7,165

2017 Assists to Other Agencies (Top 3)*

Fayette CSO	274
Washington Court House PD	11
Madison CSO	11
Other (remaining agencies' sum)	23

TOTAL: 319

2017 Crashes by Investigating Agency and Crash Severity

Investigating Agency		Fatal Crashes	Injury Crashes	PDO/Unknown
OSHP	Rural	0	0	37
	Urban	0	0	2
CSO	Rural	7	147	420
	Urban	0	3	22
Other PD	Rural	0	0	1
	Urban	0	48	220

TOTAL: 7 198 702

2017 OSHP Traffic Safety Activity

Enforcement Stops	Non Enforcement Stops	Crashes Inv.	OVI Arrests	DUS** Citations	Aggressive Driving Citations	Safety Belt Citations	CMV** Traffic Citations	Motorist Assists	Violation Warnings
2,522	3,870	37	89	113	35	305	38	772	1,473

2017 OSHP Crime Enforcement

Cases	Felony Arrests	Felony Warrants	Mis-demeanor Warrants	Mis-demeanor Summons	Drug Arrests	Illegal Weapons Arrests	Identity Theft Arrests	Resisting Arrest Cases
26	14	3	15	45	44	3	0	1

-- All 2017 crash and activity data is provisional as of the run date of 07/20/2018 --

* Assistance to other agencies includes support that is directly (on-scene support on public or private property) or indirectly (referrals to other agencies) provided by OSHP personnel. Does not include assistance to non-law enforcement agencies, non-identified agencies, or other OSHP Posts.

** DUS = Driving under a suspended license; CMV = Commercial motor vehicle.

Franklin County

2017
OSHP
Activity



2017 Calls for Service by Type

Traffic Stop	48,420
Routine/Other Duties	837
Disabled Vehicle	10,582
Crashes	2,582
Road Hazards	2,656
Reckless/OVI	3,101
Investigations	2,359
Drug Courier	77
Violence-Related	411
Warrant/Wanted Person	122
TOTAL:	71,147

2017 Incidents by Municipality (Top 5)

Columbus City	48,585
Jackson Township	3,233
Sharon Township	2,415
Hamilton Township	2,123
Brown Township	1,954
Other (remaining municipalities' sum)	12,791
TOTAL:	71,101

2017 Assists to Other Agencies (Top 3)*

Columbus PD	3,740
Franklin CSO	1,068
Dublin PD	143
Other (remaining agencies' sum)	980
TOTAL:	5,931

2017 Crashes by Investigating Agency and Crash Severity

Investigating Agency		Fatal Crashes	Injury Crashes	PDO/Unknown
OSHP	Rural	0	112	256
	Urban	0	110	309
CSO	Rural	15	574	1,580
	Urban	0	17	83
Other PD	Rural	2	586	1,362
	Urban	68	8,034	22,670
TOTAL:		85	9,433	26,260

2017 OSHP Traffic Safety Activity

Enforcement Stops	Non Enforcement Stops	Crashes Inv.	OVI Arrests	DUS** Citations	Aggressive Driving Citations	Safety Belt Citations	CMV** Traffic Citations	Motorist Assists	Violation Warnings
30,242	34,378	842	2,409	3,703	1,755	10,687	817	12,328	24,968

2017 OSHP Crime Enforcement

Cases	Felony Arrests	Felony Warrants	Mis-demeanor Warrants	Mis-demeanor Summons	Drug Arrests	Illegal Weapons Arrests	Identity Theft Arrests	Resisting Arrest Cases
960	389	102	320	898	870	52	23	49

-- All 2017 crash and activity data is provisional as of the run date of 07/20/2018 --

* Assistance to other agencies includes support that is directly (on-scene support on public or private property) or indirectly (referrals to other agencies) provided by OSHP personnel. Does not include assistance to non-law enforcement agencies, non-identified agencies, or other OSHP Posts.

** DUS = Driving under a suspended license; CMV = Commercial motor vehicle.

Fulton County

2017
OSHP
Activity



2017 Calls for Service by Type

Traffic Stop	9,910
Routine/Other Duties	865
Disabled Vehicle	889
Crashes	484
Road Hazards	261
Reckless/OVI	478
Investigations	87
Drug Courier	4
Violence-Related	9
Warrant/Wanted Person	3

TOTAL: 12,990

2017 Incidents by Municipality (Top 5)

Franklin Township	3,975
Fulton Township	3,128
Dover Township	1,586
Pike Township	1,576
York Township	798
Other (remaining municipalities' sum)	1,920

TOTAL: 12,983

2017 Assists to Other Agencies (Top 3)*

Fulton CSO	79
Berea PD	35
Swanton PD	17
Other (remaining agencies' sum)	11

TOTAL: 142

2017 Crashes by Investigating Agency and Crash Severity

Investigating Agency		Fatal Crashes	Injury Crashes	PDO/Unknown
OSHP	Rural	9	125	242
	Urban	0	5	11
CSO	Rural	0	39	307
	Urban	0	2	4
Other PD	Rural	0	0	0
	Urban	0	47	162

TOTAL: 9 218 726

2017 OSHP Traffic Safety Activity

Enforcement Stops	Non Enforcement Stops	Crashes Inv.	OVI Arrests	DUS** Citations	Aggressive Driving Citations	Safety Belt Citations	CMV** Traffic Citations	Motorist Assists	Violation Warnings
6,613	6,090	371	30	98	283	369	298	2,386	3,106

2017 OSHP Crime Enforcement

Cases	Felony Arrests	Felony Warrants	Mis-demeanor Warrants	Mis-demeanor Summons	Drug Arrests	Illegal Weapons Arrests	Identity Theft Arrests	Resisting Arrest Cases
40	16	2	6	55	56	0	2	2

-- All 2017 crash and activity data is provisional as of the run date of 07/20/2018 --

* Assistance to other agencies includes support that is directly (on-scene support on public or private property) or indirectly (referrals to other agencies) provided by OSHP personnel. Does not include assistance to non-law enforcement agencies, non-identified agencies, or other OSHP Posts.

** DUS = Driving under a suspended license; CMV = Commercial motor vehicle.

Gallia County

2017
OSHP
Activity



2017 Calls for Service by Type

Traffic Stop	7,443
Routine/Other Duties	1,546
Disabled Vehicle	914
Crashes	857
Road Hazards	650
Reckless/OVI	365
Investigations	229
Drug Courier	35
Violence-Related	105
Warrant/Wanted Person	19

TOTAL: 12,163

2017 Incidents by Municipality (Top 5)

Springfield Township	2,931
Raccoon Township	2,396
Green Township	2,101
Gallipolis Township	1,912
Addison Township	1,210
Other (remaining municipalities' sum)	1,610

TOTAL: 12,160

2017 Assists to Other Agencies (Top 3)*

Gallia CSO	346
Gallipolis PD	36
Rio Grande PD	19
Other (remaining agencies' sum)	24

TOTAL: 425

2017 Crashes by Investigating Agency and Crash Severity

Investigating Agency		Fatal Crashes	Injury Crashes	PDO/Unknown
OSHP	Rural	5	163	464
	Urban	0	8	14
CSO	Rural	1	0	1
	Urban	0	0	0
Other PD	Rural	0	10	43
	Urban	0	31	98

TOTAL: 6 212 620

2017 OSHP Traffic Safety Activity

Enforcement Stops	Non Enforcement Stops	Crashes Inv.	OVI Arrests	DUS** Citations	Aggressive Driving Citations	Safety Belt Citations	CMV** Traffic Citations	Motorist Assists	Violation Warnings
4,673	7,155	648	209	408	280	1,055	233	2,028	3,570

2017 OSHP Crime Enforcement

Cases	Felony Arrests	Felony Warrants	Mis-demeanor Warrants	Mis-demeanor Summons	Drug Arrests	Illegal Weapons Arrests	Identity Theft Arrests	Resisting Arrest Cases
147	110	18	86	156	178	7	3	0

-- All 2017 crash and activity data is provisional as of the run date of 07/20/2018 --

* Assistance to other agencies includes support that is directly (on-scene support on public or private property) or indirectly (referrals to other agencies) provided by OSHP personnel. Does not include assistance to non-law enforcement agencies, non-identified agencies, or other OSHP Posts.

** DUS = Driving under a suspended license; CMV = Commercial motor vehicle.

Geauga County

2017
OSHP
Activity



2017 Calls for Service by Type

Traffic Stop	4,190
Routine/Other Duties	98
Disabled Vehicle	350
Crashes	1,181
Road Hazards	344
Reckless/OVI	343
Investigations	70
Drug Courier	4
Violence-Related	19
Warrant/Wanted Person	6

TOTAL: 6,605

2017 Incidents by Municipality (Top 5)

Parkman Township	1,352
Chardon Township	829
Auburn Township	700
Troy Township	461
Munson Township	423
Other (remaining municipalities' sum)	2,787

TOTAL: 6,552

2017 Assists to Other Agencies (Top 3)*

Geauga CSO	256
Chardon PD	30
Bainbridge Township PD	24
Other (remaining agencies' sum)	59

TOTAL: 369

2017 Crashes by Investigating Agency and Crash Severity

Investigating Agency		Fatal Crashes	Injury Crashes	PDO/Unknown
OSHP	Rural	8	229	570
	Urban	0	13	37
CSO	Rural	0	56	195
	Urban	0	2	7
Other PD	Rural	1	125	376
	Urban	0	48	180

TOTAL: 9 473 1,365

2017 OSHP Traffic Safety Activity

Enforcement Stops	Non Enforcement Stops	Crashes Inv.	OVI Arrests	DUS** Citations	Aggressive Driving Citations	Safety Belt Citations	CMV** Traffic Citations	Motorist Assists	Violation Warnings
2,929	3,295	829	93	52	333	400	195	828	1,739

2017 OSHP Crime Enforcement

Cases	Felony Arrests	Felony Warrants	Mis-demeanor Warrants	Mis-demeanor Summons	Drug Arrests	Illegal Weapons Arrests	Identity Theft Arrests	Resisting Arrest Cases
17	11	5	11	35	27	0	0	1

-- All 2017 crash and activity data is provisional as of the run date of 07/20/2018 --

* Assistance to other agencies includes support that is directly (on-scene support on public or private property) or indirectly (referrals to other agencies) provided by OSHP personnel. Does not include assistance to non-law enforcement agencies, non-identified agencies, or other OSHP Posts.

** DUS = Driving under a suspended license; CMV = Commercial motor vehicle.

Greene County

2017
OSHP
Activity



2017 Calls for Service by Type

Traffic Stop	20,329
Routine/Other Duties	239
Disabled Vehicle	2,077
Crashes	1,598
Road Hazards	776
Reckless/OVI	1,044
Investigations	179
Drug Courier	9
Violence-Related	55
Warrant/Wanted Person	43

TOTAL: 26,349

2017 Incidents by Municipality (Top 5)

Beavercreek Township	12,181
Bath Township	5,015
Xenia Township	2,127
Xenia City	1,860
Sugarcreek Township	1,507
Other (remaining municipalities' sum)	3,620

TOTAL: 26,310

2017 Crashes by Investigating Agency and Crash Severity

Investigating Agency		Fatal Crashes	Injury Crashes	PDO/Unknown
OSHP	Rural	11	335	743
	Urban	1	21	55
CSO	Rural	0	32	135
	Urban	0	3	7
Other PD	Rural	1	57	166
	Urban	3	494	1,687

TOTAL: 16 942 2,793

2017 Assists to Other Agencies (Top 3)*

Beavercreek PD	450
Greene CSO	402
Fairborn PD	172
Other (remaining agencies' sum)	299

TOTAL: 1,323

2017 OSHP Traffic Safety Activity

Enforcement Stops	Non Enforcement Stops	Crashes Inv.	OVI Arrests	DUS** Citations	Aggressive Driving Citations	Safety Belt Citations	CMV** Traffic Citations	Motorist Assists	Violation Warnings
12,715	12,383	1,183	418	660	1,029	1,689	156	3,140	8,819

2017 OSHP Crime Enforcement

Cases	Felony Arrests	Felony Warrants	Mis-demeanor Warrants	Mis-demeanor Summons	Drug Arrests	Illegal Weapons Arrests	Identity Theft Arrests	Resisting Arrest Cases
132	42	21	87	253	243	13	2	20

-- All 2017 crash and activity data is provisional as of the run date of 07/20/2018 --

* Assistance to other agencies includes support that is directly (on-scene support on public or private property) or indirectly (referrals to other agencies) provided by OSHP personnel. Does not include assistance to non-law enforcement agencies, non-identified agencies, or other OSHP Posts.

** DUS = Driving under a suspended license; CMV = Commercial motor vehicle.

Guernsey County

2017
OSHP
Activity



2017 Calls for Service by Type

Traffic Stop	13,882
Routine/Other Duties	603
Disabled Vehicle	2,232
Crashes	1,202
Road Hazards	1,432
Reckless/OVI	1,557
Investigations	356
Drug Courier	69
Violence-Related	131
Warrant/Wanted Person	72

TOTAL: 21,536

2017 Incidents by Municipality (Top 5)

Cambridge Township	5,893
Westland Township	4,180
Center Township	2,422
Jackson Township	1,865
Wills Township	1,418
Other (remaining municipalities' sum)	5,741

TOTAL: 21,519

2017 Crashes by Investigating Agency and Crash Severity

Investigating Agency		Fatal Crashes	Injury Crashes	PDO/Unknown
OSHP	Rural	10	199	624
	Urban	0	5	21
CSO	Rural	0	0	1
	Urban	0	0	0
Other PD	Rural	0	0	0
	Urban	0	43	209

TOTAL: 10 247 855

2017 Assists to Other Agencies (Top 3)*

Guernsey CSO	380
Cambridge PD	133
Noble CSO	23
Other (remaining agencies' sum)	117

TOTAL: 653

2017 OSHP Traffic Safety Activity

Enforcement Stops	Non Enforcement Stops	Crashes Inv.	OVI Arrests	DUS** Citations	Aggressive Driving Citations	Safety Belt Citations	CMV** Traffic Citations	Motorist Assists	Violation Warnings
7,644	12,728	833	229	394	197	1,406	885	3,794	4,378

2017 OSHP Crime Enforcement

Cases	Felony Arrests	Felony Warrants	Mis-demeanor Warrants	Mis-demeanor Summons	Drug Arrests	Illegal Weapons Arrests	Identity Theft Arrests	Resisting Arrest Cases
269	180	30	69	309	350	25	2	6

-- All 2017 crash and activity data is provisional as of the run date of 07/20/2018 --

* Assistance to other agencies includes support that is directly (on-scene support on public or private property) or indirectly (referrals to other agencies) provided by OSHP personnel. Does not include assistance to non-law enforcement agencies, non-identified agencies, or other OSHP Posts.

** DUS = Driving under a suspended license; CMV = Commercial motor vehicle.

Hamilton County

2017
OSHP
Activity



2017 Calls for Service by Type

Traffic Stop	27,737
Routine/Other Duties	845
Disabled Vehicle	2,232
Crashes	739
Road Hazards	1,430
Reckless/OVI	1,213
Investigations	207
Drug Courier	35
Violence-Related	94
Warrant/Wanted Person	70

TOTAL: 34,602

2017 Incidents by Municipality (Top 5)

Cincinnati City	8,849
Colerain Township	5,414
Anderson Township	2,752
Harrison Township	2,384
Sharonville City	2,137
Other (remaining municipalities' sum)	12,924

TOTAL: 34,460

2017 Assists to Other Agencies (Top 3)*

Cincinnati PD	904
Hamilton CSO	778
Dea Franklin	65
Other (remaining agencies' sum)	458

TOTAL: 2,205

2017 Crashes by Investigating Agency and Crash Severity

Investigating Agency		Fatal Crashes	Injury Crashes	PDO/Unknown
OSHP	Rural	0	33	124
	Urban	0	58	175
CSO	Rural	6	854	3,072
	Urban	4	96	322
Other PD	Rural	11	938	3,040
	Urban	33	4,801	18,975

TOTAL: 54 6,780 25,708

2017 OSHP Traffic Safety Activity

Enforcement Stops	Non Enforcement Stops	Crashes Inv.	OVI Arrests	DUS** Citations	Aggressive Driving Citations	Safety Belt Citations	CMV** Traffic Citations	Motorist Assists	Violation Warnings
14,468	18,507	384	829	1,745	311	3,494	1,328	3,873	13,624

2017 OSHP Crime Enforcement

Cases	Felony Arrests	Felony Warrants	Mis-demeanor Warrants	Mis-demeanor Summons	Drug Arrests	Illegal Weapons Arrests	Identity Theft Arrests	Resisting Arrest Cases
598	319	77	155	759	782	93	3	60

-- All 2017 crash and activity data is provisional as of the run date of 07/20/2018 --

* Assistance to other agencies includes support that is directly (on-scene support on public or private property) or indirectly (referrals to other agencies) provided by OSHP personnel. Does not include assistance to non-law enforcement agencies, non-identified agencies, or other OSHP Posts.

** DUS = Driving under a suspended license; CMV = Commercial motor vehicle.

Hancock County

2017
OSHP
Activity



2017 Calls for Service by Type

Traffic Stop	12,976
Routine/Other Duties	1,454
Disabled Vehicle	1,719
Crashes	673
Road Hazards	1,556
Reckless/OVI	1,049
Investigations	172
Drug Courier	7
Violence-Related	39
Warrant/Wanted Person	35

TOTAL: 19,680

2017 Incidents by Municipality (Top 5)

Findlay City	6,057
Allen Township	3,618
Eagle Township	3,013
Liberty Township	1,449
Union Township	1,084
Other (remaining municipalities' sum)	4,431

TOTAL: 19,652

2017 Assists to Other Agencies (Top 3)*

Hancock CSO	266
Findlay PD	185
Bluffton PD	113
Other (remaining agencies' sum)	140

TOTAL: 704

2017 Crashes by Investigating Agency and Crash Severity

Investigating Agency		Fatal Crashes	Injury Crashes	PDO/Unknown
OSHP	Rural	0	76	324
	Urban	0	24	89
CSO	Rural	3	128	676
	Urban	0	4	38
Other PD	Rural	0	2	0
	Urban	1	188	888

TOTAL: 4 422 2,015

2017 OSHP Traffic Safety Activity

Enforcement Stops	Non Enforcement Stops	Crashes Inv.	OVI Arrests	DUS** Citations	Aggressive Driving Citations	Safety Belt Citations	CMV** Traffic Citations	Motorist Assists	Violation Warnings
8,349	10,679	504	310	293	1,086	1,283	1,484	3,091	5,483

2017 OSHP Crime Enforcement

Cases	Felony Arrests	Felony Warrants	Mis-demeanor Warrants	Mis-demeanor Summons	Drug Arrests	Illegal Weapons Arrests	Identity Theft Arrests	Resisting Arrest Cases
110	32	10	49	146	143	3	0	11

-- All 2017 crash and activity data is provisional as of the run date of 07/20/2018 --

* Assistance to other agencies includes support that is directly (on-scene support on public or private property) or indirectly (referrals to other agencies) provided by OSHP personnel. Does not include assistance to non-law enforcement agencies, non-identified agencies, or other OSHP Posts.

** DUS = Driving under a suspended license; CMV = Commercial motor vehicle.

Hardin County

2017
OSHP
Activity



2017 Calls for Service by Type

Traffic Stop	1,681
Routine/Other Duties	33
Disabled Vehicle	66
Crashes	52
Road Hazards	36
Reckless/OVI	52
Investigations	15
Drug Courier	2
Violence-Related	2
Warrant/Wanted Person	4

TOTAL: 1,943

2017 Incidents by Municipality (Top 5)

Pleasant Township	379
Cessna Township	265
Buck Township	261
Liberty Township	178
Marion Township	143
Other (remaining municipalities' sum)	666

TOTAL: 1,892

2017 Assists to Other Agencies (Top 3)*

Hardin CSO	80
Ada PD	12
Kenton PD	3
Other (remaining agencies' sum)	8

TOTAL: 103

2017 Crashes by Investigating Agency and Crash Severity

Investigating Agency		Fatal Crashes	Injury Crashes	PDO/Unknown
OSHP	Rural	0	5	14
	Urban	0	0	1
CSO	Rural	6	71	325
	Urban	0	6	20
Other PD	Rural	0	0	0
	Urban	0	27	134

TOTAL: 6 109 494

2017 OSHP Traffic Safety Activity

Enforcement Stops	Non Enforcement Stops	Crashes Inv.	OVI Arrests	DUS** Citations	Aggressive Driving Citations	Safety Belt Citations	CMV** Traffic Citations	Motorist Assists	Violation Warnings
1,203	676	22	15	32	32	245	80	168	693

2017 OSHP Crime Enforcement

Cases	Felony Arrests	Felony Warrants	Mis-demeanor Warrants	Mis-demeanor Summons	Drug Arrests	Illegal Weapons Arrests	Identity Theft Arrests	Resisting Arrest Cases
6	3	2	3	5	6	1	1	1

-- All 2017 crash and activity data is provisional as of the run date of 07/20/2018 --

* Assistance to other agencies includes support that is directly (on-scene support on public or private property) or indirectly (referrals to other agencies) provided by OSHP personnel. Does not include assistance to non-law enforcement agencies, non-identified agencies, or other OSHP Posts.

** DUS = Driving under a suspended license; CMV = Commercial motor vehicle.

Harrison County

2017
OSHP
Activity



2017 Calls for Service by Type

Traffic Stop	2,968
Routine/Other Duties	645
Disabled Vehicle	222
Crashes	385
Road Hazards	165
Reckless/OVI	138
Investigations	29
Drug Courier	4
Violence-Related	7
Warrant/Wanted Person	5

TOTAL: 4,568

2017 Incidents by Municipality (Top 5)

Green Township	1,132
Cadiz Township	1,036
Franklin Township	811
Moorefield Township	429
Stock Township	322
Other (remaining municipalities' sum)	822

TOTAL: 4,552

2017 Assists to Other Agencies (Top 3)*

Harrison CSO	91
Cadiz PD	7
Jefferson CSO	4
Other (remaining agencies' sum)	5

TOTAL: 107

2017 Crashes by Investigating Agency and Crash Severity

Investigating Agency		Fatal Crashes	Injury Crashes	PDO/Unknown
OSHP	Rural	4	87	153
	Urban	0	8	19
CSO	Rural	0	0	0
	Urban	0	0	0
Other PD	Rural	0	0	4
	Urban	0	5	27

TOTAL: 4 100 203

2017 OSHP Traffic Safety Activity

Enforcement Stops	Non Enforcement Stops	Crashes Inv.	OVI Arrests	DUS** Citations	Aggressive Driving Citations	Safety Belt Citations	CMV** Traffic Citations	Motorist Assists	Violation Warnings
1,846	2,596	260	45	64	33	355	248	591	970

2017 OSHP Crime Enforcement

Cases	Felony Arrests	Felony Warrants	Mis-demeanor Warrants	Mis-demeanor Summons	Drug Arrests	Illegal Weapons Arrests	Identity Theft Arrests	Resisting Arrest Cases
23	10	2	9	17	19	3	0	0

-- All 2017 crash and activity data is provisional as of the run date of 07/20/2018 --

* Assistance to other agencies includes support that is directly (on-scene support on public or private property) or indirectly (referrals to other agencies) provided by OSHP personnel. Does not include assistance to non-law enforcement agencies, non-identified agencies, or other OSHP Posts.

** DUS = Driving under a suspended license; CMV = Commercial motor vehicle.

Henry County

2017
OSHP
Activity



2017 Calls for Service by Type

Traffic Stop	1,742
Routine/Other Duties	136
Disabled Vehicle	249
Crashes	98
Road Hazards	70
Reckless/OVI	99
Investigations	24
Drug Courier	
Violence-Related	1
Warrant/Wanted Person	2

TOTAL: 2,421

2017 Incidents by Municipality (Top 5)

Washington Township	545
Napoleon Township	422
Liberty Township	337
Ridgeville Township	255
Damascus Township	210
Other (remaining municipalities' sum)	577

TOTAL: 2,346

2017 Assists to Other Agencies (Top 3)*

Henry CSO	87
Lucas CSO	15
Napoleon PD	11
Other (remaining agencies' sum)	11

TOTAL: 124

2017 Crashes by Investigating Agency and Crash Severity

Investigating Agency		Fatal Crashes	Injury Crashes	PDO/Unknown
OSHP	Rural	1	8	38
	Urban	0	0	2
CSO	Rural	7	109	400
	Urban	1	5	35
Other PD	Rural	0	0	1
	Urban	0	37	172

TOTAL: 9 159 648

2017 OSHP Traffic Safety Activity

Enforcement Stops	Non Enforcement Stops	Crashes Inv.	OVI Arrests	DUS** Citations	Aggressive Driving Citations	Safety Belt Citations	CMV** Traffic Citations	Motorist Assists	Violation Warnings
1,236	1,065	54	12	28	56	216	158	512	584

2017 OSHP Crime Enforcement

Cases	Felony Arrests	Felony Warrants	Mis-demeanor Warrants	Mis-demeanor Summons	Drug Arrests	Illegal Weapons Arrests	Identity Theft Arrests	Resisting Arrest Cases
2	1	0	1	6	6	0	0	0

-- All 2017 crash and activity data is provisional as of the run date of 07/20/2018 --

* Assistance to other agencies includes support that is directly (on-scene support on public or private property) or indirectly (referrals to other agencies) provided by OSHP personnel. Does not include assistance to non-law enforcement agencies, non-identified agencies, or other OSHP Posts.

** DUS = Driving under a suspended license; CMV = Commercial motor vehicle.

Highland County

2017
OSHP
Activity



2017 Calls for Service by Type

Traffic Stop	3,749
Routine/Other Duties	47
Disabled Vehicle	158
Crashes	503
Road Hazards	238
Reckless/OVI	216
Investigations	58
Drug Courier	4
Violence-Related	14
Warrant/Wanted Person	13

TOTAL: 5,000

2017 Incidents by Municipality (Top 5)

Liberty Township	1,385
Madison Township	567
Paint Township	538
Union Township	461
Dodson Township	452
Other (remaining municipalities' sum)	1,582

TOTAL: 4,985

2017 Assists to Other Agencies (Top 3)*

Highland CSO	146
Hillsboro PD	42
Odnr Division Of Natural	6
Other (remaining agencies' sum)	24

TOTAL: 218

2017 Crashes by Investigating Agency and Crash Severity

Investigating Agency		Fatal Crashes	Injury Crashes	PDO/Unknown
OSHP	Rural	4	156	240
	Urban	0	1	7
CSO	Rural	0	10	54
	Urban	0	4	14
Other PD	Rural	0	0	4
	Urban	0	54	252

TOTAL: 4 225 571

2017 OSHP Traffic Safety Activity

Enforcement Stops	Non Enforcement Stops	Crashes Inv.	OVI Arrests	DUS** Citations	Aggressive Driving Citations	Safety Belt Citations	CMV** Traffic Citations	Motorist Assists	Violation Warnings
1,980	2,719	403	84	145	63	474	28	370	1,853

2017 OSHP Crime Enforcement

Cases	Felony Arrests	Felony Warrants	Mis-demeanor Warrants	Mis-demeanor Summons	Drug Arrests	Illegal Weapons Arrests	Identity Theft Arrests	Resisting Arrest Cases
41	20	4	41	61	56	0	0	3

-- All 2017 crash and activity data is provisional as of the run date of 07/20/2018 --

* Assistance to other agencies includes support that is directly (on-scene support on public or private property) or indirectly (referrals to other agencies) provided by OSHP personnel. Does not include assistance to non-law enforcement agencies, non-identified agencies, or other OSHP Posts.

** DUS = Driving under a suspended license; CMV = Commercial motor vehicle.

Hocking County

2017
OSHP
Activity



2017 Calls for Service by Type

Traffic Stop	3,300
Routine/Other Duties	550
Disabled Vehicle	691
Crashes	594
Road Hazards	241
Reckless/OVI	323
Investigations	72
Drug Courier	5
Violence-Related	14
Warrant/Wanted Person	4

TOTAL: 5,794

2017 Incidents by Municipality (Top 5)

Green Township	1,644
Falls Township	1,488
Good Hope Township	1,465
Ward Township	440
Starr Township	157
Other (remaining municipalities' sum)	587

TOTAL: 5,781

2017 Assists to Other Agencies (Top 3)*

Hocking CSO	223
Logan PD	46
Athens CSO	8
Other (remaining agencies' sum)	16

TOTAL: 293

2017 Crashes by Investigating Agency and Crash Severity

Investigating Agency		Fatal Crashes	Injury Crashes	PDO/Unknown
OSHP	Rural	6	138	288
	Urban	0	1	8
CSO	Rural	0	0	0
	Urban	0	0	0
Other PD	Rural	0	0	11
	Urban	0	20	150

TOTAL: 6 159 457

2017 OSHP Traffic Safety Activity

Enforcement Stops	Non Enforcement Stops	Crashes Inv.	OVI Arrests	DUS** Citations	Aggressive Driving Citations	Safety Belt Citations	CMV** Traffic Citations	Motorist Assists	Violation Warnings
2,033	3,423	434	41	134	53	420	36	1,112	1,808

2017 OSHP Crime Enforcement

Cases	Felony Arrests	Felony Warrants	Mis-demeanor Warrants	Mis-demeanor Summons	Drug Arrests	Illegal Weapons Arrests	Identity Theft Arrests	Resisting Arrest Cases
50	29	4	17	47	56	0	0	0

-- All 2017 crash and activity data is provisional as of the run date of 07/20/2018 --

* Assistance to other agencies includes support that is directly (on-scene support on public or private property) or indirectly (referrals to other agencies) provided by OSHP personnel. Does not include assistance to non-law enforcement agencies, non-identified agencies, or other OSHP Posts.

** DUS = Driving under a suspended license; CMV = Commercial motor vehicle.

Holmes County

2017
OSHP
Activity



2017 Calls for Service by Type

Traffic Stop	955
Routine/Other Duties	528
Disabled Vehicle	49
Crashes	227
Road Hazards	44
Reckless/OVI	16
Investigations	20
Drug Courier	6
Violence-Related	1
Warrant/Wanted Person	2

TOTAL: 1,848

2017 Incidents by Municipality (Top 5)

Berlin Township	524
Walnut Creek Township	322
Salt Creek Township	233
Hardy Township	197
Washington Township	113
Other (remaining municipalities' sum)	439

TOTAL: 1,828

2017 Crashes by Investigating Agency and Crash Severity

Investigating Agency		Fatal Crashes	Injury Crashes	PDO/Unknown
OSHP	Rural	1	56	102
	Urban	0	2	4
CSO	Rural	3	122	304
	Urban	0	5	14
Other PD	Rural	0	0	0
	Urban	0	21	72

TOTAL: 4 206 496

2017 Assists to Other Agencies (Top 3)*

Holmes CSO	49
Millersburg PD	5
Loudonville PD	4
Other (remaining agencies' sum)	7

TOTAL: 65

2017 OSHP Traffic Safety Activity

Enforcement Stops	Non Enforcement Stops	Crashes Inv.	OVI Arrests	DUS** Citations	Aggressive Driving Citations	Safety Belt Citations	CMV** Traffic Citations	Motorist Assists	Violation Warnings
823	970	150	8	13	76	385	30	179	576

2017 OSHP Crime Enforcement

Cases	Felony Arrests	Felony Warrants	Mis-demeanor Warrants	Mis-demeanor Summons	Drug Arrests	Illegal Weapons Arrests	Identity Theft Arrests	Resisting Arrest Cases
13	1	1	2	5	3	0	0	1

-- All 2017 crash and activity data is provisional as of the run date of 07/20/2018 --

* Assistance to other agencies includes support that is directly (on-scene support on public or private property) or indirectly (referrals to other agencies) provided by OSHP personnel. Does not include assistance to non-law enforcement agencies, non-identified agencies, or other OSHP Posts.

** DUS = Driving under a suspended license; CMV = Commercial motor vehicle.

Huron County

2017
OSHP
Activity



2017 Calls for Service by Type

Traffic Stop	8,837
Routine/Other Duties	868
Disabled Vehicle	546
Crashes	863
Road Hazards	471
Reckless/OVI	568
Investigations	135
Drug Courier	5
Violence-Related	39
Warrant/Wanted Person	33

TOTAL: 12,365

2017 Incidents by Municipality (Top 5)

Norwalk City	1,731
Norwalk Township	1,468
Fitchville Township	1,318
Bronson Township	877
Ridgefield Township	769
Other (remaining municipalities' sum)	6,155

TOTAL: 12,318

2017 Crashes by Investigating Agency and Crash Severity

Investigating Agency		Fatal Crashes	Injury Crashes	PDO/Unknown
OSHP	Rural	6	171	437
	Urban	0	8	9
CSO	Rural	0	23	192
	Urban	0	2	22
Other PD	Rural	0	0	3
	Urban	0	65	354

TOTAL: 6 269 1,017

2017 Assists to Other Agencies (Top 3)*

Huron CSO	189
Norwalk PD	98
Monroeville PD	61
Other (remaining agencies' sum)	195

TOTAL: 543

2017 OSHP Traffic Safety Activity

Enforcement Stops	Non Enforcement Stops	Crashes Inv.	OVI Arrests	DUS** Citations	Aggressive Driving Citations	Safety Belt Citations	CMV** Traffic Citations	Motorist Assists	Violation Warnings
5,579	6,451	631	169	164	324	1,198	381	1,424	3,635

2017 OSHP Crime Enforcement

Cases	Felony Arrests	Felony Warrants	Mis-demeanor Warrants	Mis-demeanor Summons	Drug Arrests	Illegal Weapons Arrests	Identity Theft Arrests	Resisting Arrest Cases
44	16	8	36	77	68	2	1	0

-- All 2017 crash and activity data is provisional as of the run date of 07/20/2018 --

* Assistance to other agencies includes support that is directly (on-scene support on public or private property) or indirectly (referrals to other agencies) provided by OSHP personnel. Does not include assistance to non-law enforcement agencies, non-identified agencies, or other OSHP Posts.

** DUS = Driving under a suspended license; CMV = Commercial motor vehicle.

Jackson County

2017
OSHP
Activity



2017 Calls for Service by Type

Traffic Stop	11,993
Routine/Other Duties	1,282
Disabled Vehicle	1,440
Crashes	911
Road Hazards	763
Reckless/OVI	691
Investigations	242
Drug Courier	33
Violence-Related	74
Warrant/Wanted Person	9

TOTAL: 17,438

2017 Incidents by Municipality (Top 5)

Lick Township	3,790
Coal Township	2,288
Jackson Township	2,076
Madison Township	1,610
Jackson City	1,274
Other (remaining municipalities' sum)	6,400

TOTAL: 17,438

2017 Assists to Other Agencies (Top 3)*

Jackson CSO	233
Wellston PD	80
Jackson PD	65
Other (remaining agencies' sum)	72

TOTAL: 450

2017 Crashes by Investigating Agency and Crash Severity

Investigating Agency		Fatal Crashes	Injury Crashes	PDO/Unknown
OSHP	Rural	7	154	461
	Urban	0	4	15
CSO	Rural	0	0	0
	Urban	0	1	1
Other PD	Rural	0	0	0
	Urban	0	17	65

TOTAL: 7 176 542

2017 OSHP Traffic Safety Activity

Enforcement Stops	Non Enforcement Stops	Crashes Inv.	OVI Arrests	DUS** Citations	Aggressive Driving Citations	Safety Belt Citations	CMV** Traffic Citations	Motorist Assists	Violation Warnings
6,336	10,559	633	217	544	171	1,156	527	3,068	5,946

2017 OSHP Crime Enforcement

Cases	Felony Arrests	Felony Warrants	Mis-demeanor Warrants	Mis-demeanor Summons	Drug Arrests	Illegal Weapons Arrests	Identity Theft Arrests	Resisting Arrest Cases
197	133	33	94	164	217	11	2	9

-- All 2017 crash and activity data is provisional as of the run date of 07/20/2018 --

* Assistance to other agencies includes support that is directly (on-scene support on public or private property) or indirectly (referrals to other agencies) provided by OSHP personnel. Does not include assistance to non-law enforcement agencies, non-identified agencies, or other OSHP Posts.

** DUS = Driving under a suspended license; CMV = Commercial motor vehicle.

Jefferson County

2017
OSHP
Activity



2017 Calls for Service by Type

Traffic Stop	7,735
Routine/Other Duties	491
Disabled Vehicle	937
Crashes	908
Road Hazards	767
Reckless/OVI	657
Investigations	226
Drug Courier	17
Violence-Related	91
Warrant/Wanted Person	24

TOTAL: 11,853

2017 Incidents by Municipality (Top 5)

Island Creek Township	4,689
Steubenville City	1,948
Cross Creek Township	881
Steubenville Township	776
Wayne Township	775
Other (remaining municipalities' sum)	2,729

TOTAL: 11,798

2017 Assists to Other Agencies (Top 3)*

Jefferson CSO	228
Steubenville PD	130
Wintersville PD	71
Other (remaining agencies' sum)	268

TOTAL: 697

2017 Crashes by Investigating Agency and Crash Severity

Investigating Agency		Fatal Crashes	Injury Crashes	PDO/Unknown
OSHP	Rural	3	175	378
	Urban	1	12	48
CSO	Rural	0	0	0
	Urban	0	0	0
Other PD	Rural	0	3	27
	Urban	0	131	380

TOTAL: 4 321 833

2017 OSHP Traffic Safety Activity

Enforcement Stops	Non Enforcement Stops	Crashes Inv.	OVI Arrests	DUS** Citations	Aggressive Driving Citations	Safety Belt Citations	CMV** Traffic Citations	Motorist Assists	Violation Warnings
4,140	7,106	618	296	478	148	1,499	165	2,259	3,496

2017 OSHP Crime Enforcement

Cases	Felony Arrests	Felony Warrants	Mis-demeanor Warrants	Mis-demeanor Summons	Drug Arrests	Illegal Weapons Arrests	Identity Theft Arrests	Resisting Arrest Cases
96	72	9	55	148	131	14	0	5

-- All 2017 crash and activity data is provisional as of the run date of 07/20/2018 --

* Assistance to other agencies includes support that is directly (on-scene support on public or private property) or indirectly (referrals to other agencies) provided by OSHP personnel. Does not include assistance to non-law enforcement agencies, non-identified agencies, or other OSHP Posts.

** DUS = Driving under a suspended license; CMV = Commercial motor vehicle.

Knox County

2017
OSHP
Activity



2017 Calls for Service by Type

Traffic Stop	4,853
Routine/Other Duties	92
Disabled Vehicle	320
Crashes	1,063
Road Hazards	482
Reckless/OVI	496
Investigations	127
Drug Courier	11
Violence-Related	45
Warrant/Wanted Person	12

TOTAL: 7,501

2017 Incidents by Municipality (Top 5)

Mount Vernon City	1,499
Clinton Township	677
Morris Township	588
Howard Township	552
Morgan Township	526
Other (remaining municipalities' sum)	3,640

TOTAL: 7,482

2017 Assists to Other Agencies (Top 3)*

Knox CSO	355
Mt Vernon PD	49
Fredericktown PD	13
Other (remaining agencies' sum)	38

TOTAL: 455

2017 Crashes by Investigating Agency and Crash Severity

Investigating Agency		Fatal Crashes	Injury Crashes	PDO/Unknown
OSHP	Rural	6	191	494
	Urban	0	7	25
CSO	Rural	0	19	56
	Urban	0	1	17
Other PD	Rural	0	1	2
	Urban	0	72	285

TOTAL: 6 291 879

2017 OSHP Traffic Safety Activity

Enforcement Stops	Non Enforcement Stops	Crashes Inv.	OVI Arrests	DUS** Citations	Aggressive Driving Citations	Safety Belt Citations	CMV** Traffic Citations	Motorist Assists	Violation Warnings
2,778	3,969	722	98	72	157	796	105	790	2,578

2017 OSHP Crime Enforcement

Cases	Felony Arrests	Felony Warrants	Mis-demeanor Warrants	Mis-demeanor Summons	Drug Arrests	Illegal Weapons Arrests	Identity Theft Arrests	Resisting Arrest Cases
30	16	2	14	69	69	3	0	0

-- All 2017 crash and activity data is provisional as of the run date of 07/20/2018 --

* Assistance to other agencies includes support that is directly (on-scene support on public or private property) or indirectly (referrals to other agencies) provided by OSHP personnel. Does not include assistance to non-law enforcement agencies, non-identified agencies, or other OSHP Posts.

** DUS = Driving under a suspended license; CMV = Commercial motor vehicle.

Lake County

2017
OSHP
Activity



2017 Calls for Service by Type

Traffic Stop	12,488
Routine/Other Duties	495
Disabled Vehicle	810
Crashes	602
Road Hazards	352
Reckless/OVI	967
Investigations	139
Drug Courier	12
Violence-Related	39
Warrant/Wanted Person	15

TOTAL: 15,919

2017 Incidents by Municipality (Top 5)

Concord Township	4,860
Painesville Township	3,039
Painesville City	2,224
Madison Township	1,412
Leroy Township	1,215
Other (remaining municipalities' sum)	3,091

TOTAL: 15,841

2017 Assists to Other Agencies (Top 3)*

Lake CSO	275
Madison Township PD	112
Mentor PD	84
Other (remaining agencies' sum)	321

TOTAL: 792

2017 Crashes by Investigating Agency and Crash Severity

Investigating Agency		Fatal Crashes	Injury Crashes	PDO/Unknown
OSHP	Rural	4	98	277
	Urban	0	12	22
CSO	Rural	1	142	302
	Urban	0	5	3
Other PD	Rural	1	58	184
	Urban	3	814	2,830

TOTAL: 9 1,129 3,618

2017 OSHP Traffic Safety Activity

Enforcement Stops	Non Enforcement Stops	Crashes Inv.	OVI Arrests	DUS** Citations	Aggressive Driving Citations	Safety Belt Citations	CMV** Traffic Citations	Motorist Assists	Violation Warnings
5,575	9,672	416	434	234	264	1,417	209	1,533	7,206

2017 OSHP Crime Enforcement

Cases	Felony Arrests	Felony Warrants	Mis-demeanor Warrants	Mis-demeanor Summons	Drug Arrests	Illegal Weapons Arrests	Identity Theft Arrests	Resisting Arrest Cases
82	67	10	34	264	245	12	0	12

-- All 2017 crash and activity data is provisional as of the run date of 07/20/2018 --

* Assistance to other agencies includes support that is directly (on-scene support on public or private property) or indirectly (referrals to other agencies) provided by OSHP personnel. Does not include assistance to non-law enforcement agencies, non-identified agencies, or other OSHP Posts.

** DUS = Driving under a suspended license; CMV = Commercial motor vehicle.

Lawrence County

2017
OSHP
Activity



2017 Calls for Service by Type

Traffic Stop	8,008
Routine/Other Duties	210
Disabled Vehicle	1,141
Crashes	1,224
Road Hazards	674
Reckless/OVI	466
Investigations	159
Drug Courier	11
Violence-Related	45
Warrant/Wanted Person	42

TOTAL: 11,980

2017 Incidents by Municipality (Top 5)

Perry Township	2,923
Fayette Township	2,761
Upper Township	2,403
Union Township	1,603
Rome Township	770
Other (remaining municipalities' sum)	1,506

TOTAL: 11,966

2017 Crashes by Investigating Agency and Crash Severity

Investigating Agency		Fatal Crashes	Injury Crashes	PDO/Unknown
OSHP	Rural	4	315	590
	Urban	0	8	16
CSO	Rural	0	0	1
	Urban	0	1	3
Other PD	Rural	0	0	0
	Urban	0	47	178

TOTAL: 4 371 788

2017 Assists to Other Agencies (Top 3)*

Lawrence CSO	183
South Point PD	47
Coal Grove PD	23
Other (remaining agencies' sum)	75

TOTAL: 328

2017 OSHP Traffic Safety Activity

Enforcement Stops	Non Enforcement Stops	Crashes Inv.	OVI Arrests	DUS** Citations	Aggressive Driving Citations	Safety Belt Citations	CMV** Traffic Citations	Motorist Assists	Violation Warnings
4,965	6,568	921	308	480	392	935	286	1,988	3,719

2017 OSHP Crime Enforcement

Cases	Felony Arrests	Felony Warrants	Mis-demeanor Warrants	Mis-demeanor Summons	Drug Arrests	Illegal Weapons Arrests	Identity Theft Arrests	Resisting Arrest Cases
120	91	26	124	132	164	13	9	6

-- All 2017 crash and activity data is provisional as of the run date of 07/20/2018 --

* Assistance to other agencies includes support that is directly (on-scene support on public or private property) or indirectly (referrals to other agencies) provided by OSHP personnel. Does not include assistance to non-law enforcement agencies, non-identified agencies, or other OSHP Posts.

** DUS = Driving under a suspended license; CMV = Commercial motor vehicle.

Licking County

2017
OSHP
Activity



2017 Calls for Service by Type

Traffic Stop	20,584
Routine/Other Duties	1,168
Disabled Vehicle	2,122
Crashes	1,286
Road Hazards	785
Reckless/OVI	1,751
Investigations	257
Drug Courier	15
Violence-Related	51
Warrant/Wanted Person	31

TOTAL: 28,050

2017 Incidents by Municipality (Top 5)

Licking Township	5,276
Newark City	4,371
Union Township	3,908
Granville Township	2,974
Etna Township	2,925
Other (remaining municipalities' sum)	8,526

TOTAL: 27,980

2017 Crashes by Investigating Agency and Crash Severity

Investigating Agency		Fatal Crashes	Injury Crashes	PDO/Unknown
OSHP	Rural	19	330	602
	Urban	1	16	43
CSO	Rural	5	177	533
	Urban	0	6	26
Other PD	Rural	1	2	9
	Urban	3	440	1,450

TOTAL: 29 971 2,663

2017 Assists to Other Agencies (Top 3)*

Licking CSO	271
Newark PD	100
Columbus PD	55
Other (remaining agencies' sum)	282

TOTAL: 708

2017 OSHP Traffic Safety Activity

Enforcement Stops	Non Enforcement Stops	Crashes Inv.	OVI Arrests	DUS** Citations	Aggressive Driving Citations	Safety Belt Citations	CMV** Traffic Citations	Motorist Assists	Violation Warnings
12,828	13,443	1,001	380	780	752	3,145	536	3,760	6,401

2017 OSHP Crime Enforcement

Cases	Felony Arrests	Felony Warrants	Mis-demeanor Warrants	Mis-demeanor Summons	Drug Arrests	Illegal Weapons Arrests	Identity Theft Arrests	Resisting Arrest Cases
163	94	21	91	290	317	6	3	11

-- All 2017 crash and activity data is provisional as of the run date of 07/20/2018 --

* Assistance to other agencies includes support that is directly (on-scene support on public or private property) or indirectly (referrals to other agencies) provided by OSHP personnel. Does not include assistance to non-law enforcement agencies, non-identified agencies, or other OSHP Posts.

** DUS = Driving under a suspended license; CMV = Commercial motor vehicle.

Logan County

2017
OSHP
Activity



2017 Calls for Service by Type

Traffic Stop	4,884
Routine/Other Duties	785
Disabled Vehicle	469
Crashes	393
Road Hazards	247
Reckless/OVI	308
Investigations	56
Drug Courier	5
Violence-Related	16
Warrant/Wanted Person	5

TOTAL: 7,168

2017 Incidents by Municipality (Top 5)

McArthur Township	1,462
Harrison Township	1,362
Jefferson Township	1,077
Perry Township	740
Lake Township	593
Other (remaining municipalities' sum)	1,911

TOTAL: 7,145

2017 Assists to Other Agencies (Top 3)*

Logan CSO	176
Bellefontaine PD	31
Union CSO	12
Other (remaining agencies' sum)	30

TOTAL: 249

2017 Crashes by Investigating Agency and Crash Severity

Investigating Agency		Fatal Crashes	Injury Crashes	PDO/Unknown
OSHP	Rural	4	71	209
	Urban	1	3	10
CSO	Rural	3	103	247
	Urban	0	6	32
Other PD	Rural	0	0	0
	Urban	1	59	319

TOTAL: 9 242 817

2017 OSHP Traffic Safety Activity

Enforcement Stops	Non Enforcement Stops	Crashes Inv.	OVI Arrests	DUS** Citations	Aggressive Driving Citations	Safety Belt Citations	CMV** Traffic Citations	Motorist Assists	Violation Warnings
3,024	3,784	292	60	95	90	462	83	1,164	1,574

2017 OSHP Crime Enforcement

Cases	Felony Arrests	Felony Warrants	Mis-demeanor Warrants	Mis-demeanor Summons	Drug Arrests	Illegal Weapons Arrests	Identity Theft Arrests	Resisting Arrest Cases
17	2	0	12	34	28	1	0	1

-- All 2017 crash and activity data is provisional as of the run date of 07/20/2018 --

* Assistance to other agencies includes support that is directly (on-scene support on public or private property) or indirectly (referrals to other agencies) provided by OSHP personnel. Does not include assistance to non-law enforcement agencies, non-identified agencies, or other OSHP Posts.

** DUS = Driving under a suspended license; CMV = Commercial motor vehicle.

Lorain County

2017
OSHP
Activity



2017 Calls for Service by Type

Traffic Stop	26,472
Routine/Other Duties	3,344
Disabled Vehicle	1,908
Crashes	2,684
Road Hazards	1,288
Reckless/OVI	1,666
Investigations	916
Drug Courier	13
Violence-Related	107
Warrant/Wanted Person	113

TOTAL: 38,511

2017 Incidents by Municipality (Top 5)

Lorain City	6,264
Elyria City	5,942
Amherst Township	4,752
Brownhelm Township	2,846
Elyria Township	2,553
Other (remaining municipalities' sum)	16,104

TOTAL: 38,461

2017 Assists to Other Agencies (Top 3)*

Elyria PD	359
Lorain CSO	347
Amherst PD	172
Other (remaining agencies' sum)	740

TOTAL: 1,618

2017 Crashes by Investigating Agency and Crash Severity

Investigating Agency		Fatal Crashes	Injury Crashes	PDO/Unknown
OSHP	Rural	18	503	1,178
	Urban	3	77	229
CSO	Rural	0	1	4
	Urban	0	0	1
Other PD	Rural	0	2	2
	Urban	10	1,073	3,314

TOTAL: 31 1,656 4,728

2017 OSHP Traffic Safety Activity

Enforcement Stops	Non Enforcement Stops	Crashes Inv.	OVI Arrests	DUS** Citations	Aggressive Driving Citations	Safety Belt Citations	CMV** Traffic Citations	Motorist Assists	Violation Warnings
15,790	20,697	1,983	1,154	1,260	2,289	5,176	899	5,029	12,915

2017 OSHP Crime Enforcement

Cases	Felony Arrests	Felony Warrants	Mis-demeanor Warrants	Mis-demeanor Summons	Drug Arrests	Illegal Weapons Arrests	Identity Theft Arrests	Resisting Arrest Cases
352	178	51	283	801	776	34	1	41

-- All 2017 crash and activity data is provisional as of the run date of 07/20/2018 --

* Assistance to other agencies includes support that is directly (on-scene support on public or private property) or indirectly (referrals to other agencies) provided by OSHP personnel. Does not include assistance to non-law enforcement agencies, non-identified agencies, or other OSHP Posts.

** DUS = Driving under a suspended license; CMV = Commercial motor vehicle.

Lucas County

2017
OSHP
Activity



2017 Calls for Service by Type

Traffic Stop	31,071
Routine/Other Duties	1,532
Disabled Vehicle	2,675
Crashes	2,129
Road Hazards	932
Reckless/OVI	931
Investigations	293
Drug Courier	27
Violence-Related	161
Warrant/Wanted Person	171

TOTAL: 39,922

2017 Incidents by Municipality (Top 5)

Toledo City	15,629
Springfield Township	7,934
Swanton Township	4,313
Maumee City	3,668
Monclova Township	2,391
Other (remaining municipalities' sum)	5,957

TOTAL: 39,892

2017 Crashes by Investigating Agency and Crash Severity

Investigating Agency		Fatal Crashes	Injury Crashes	PDO/Unknown
OSHP	Rural	16	444	986
	Urban	0	53	179
CSO	Rural	0	9	37
	Urban	0	1	5
Other PD	Rural	1	169	578
	Urban	26	3,157	8,544

TOTAL: 43 3,833 10,329

2017 Assists to Other Agencies (Top 3)*

Toledo PD	510
Lucas CSO	254
Maumee PD	113
Other (remaining agencies' sum)	352

TOTAL: 1,229

2017 OSHP Traffic Safety Activity

Enforcement Stops	Non Enforcement Stops	Crashes Inv.	OVI Arrests	DUS** Citations	Aggressive Driving Citations	Safety Belt Citations	CMV** Traffic Citations	Motorist Assists	Violation Warnings
17,666	20,829	1,676	1,378	1,484	1,645	4,253	473	5,392	14,795

2017 OSHP Crime Enforcement

Cases	Felony Arrests	Felony Warrants	Mis-demeanor Warrants	Mis-demeanor Summons	Drug Arrests	Illegal Weapons Arrests	Identity Theft Arrests	Resisting Arrest Cases
386	163	44	281	543	529	38	2	34

-- All 2017 crash and activity data is provisional as of the run date of 07/20/2018 --

* Assistance to other agencies includes support that is directly (on-scene support on public or private property) or indirectly (referrals to other agencies) provided by OSHP personnel. Does not include assistance to non-law enforcement agencies, non-identified agencies, or other OSHP Posts.

** DUS = Driving under a suspended license; CMV = Commercial motor vehicle.

Madison County

2017
OSHP
Activity



2017 Calls for Service by Type

Traffic Stop	12,980
Routine/Other Duties	1,381
Disabled Vehicle	2,266
Crashes	760
Road Hazards	801
Reckless/OVI	1,521
Investigations	226
Drug Courier	56
Violence-Related	134
Warrant/Wanted Person	6

TOTAL: 20,131

2017 Incidents by Municipality (Top 5)

Somerford Township	5,385
Jefferson Township	4,654
Deer Creek Township	4,577
Pleasant Township	1,880
Range Township	1,225
Other (remaining municipalities' sum)	2,365

TOTAL: 20,086

2017 Assists to Other Agencies (Top 3)*

Madison CSO	146
Franklin CSO	102
West Jefferson PD	36
Other (remaining agencies' sum)	150

TOTAL: 434

2017 Crashes by Investigating Agency and Crash Severity

Investigating Agency		Fatal Crashes	Injury Crashes	PDO/Unknown
OSHP	Rural	9	168	394
	Urban	0	1	4
CSO	Rural	1	57	122
	Urban	0	4	15
Other PD	Rural	0	0	1
	Urban	0	52	227

TOTAL: 10 282 763

2017 OSHP Traffic Safety Activity

Enforcement Stops	Non Enforcement Stops	Crashes Inv.	OVI Arrests	DUS** Citations	Aggressive Driving Citations	Safety Belt Citations	CMV** Traffic Citations	Motorist Assists	Violation Warnings
7,118	11,601	590	96	347	264	1,272	236	3,318	6,258

2017 OSHP Crime Enforcement

Cases	Felony Arrests	Felony Warrants	Mis-demeanor Warrants	Mis-demeanor Summons	Drug Arrests	Illegal Weapons Arrests	Identity Theft Arrests	Resisting Arrest Cases
229	75	23	36	135	158	8	1	4

-- All 2017 crash and activity data is provisional as of the run date of 07/20/2018 --

* Assistance to other agencies includes support that is directly (on-scene support on public or private property) or indirectly (referrals to other agencies) provided by OSHP personnel. Does not include assistance to non-law enforcement agencies, non-identified agencies, or other OSHP Posts.

** DUS = Driving under a suspended license; CMV = Commercial motor vehicle.

Mahoning County

2017
OSHP
Activity



2017 Calls for Service by Type

Traffic Stop	31,830
Routine/Other Duties	2,874
Disabled Vehicle	2,838
Crashes	2,030
Road Hazards	942
Reckless/OVI	756
Investigations	859
Drug Courier	20
Violence-Related	75
Warrant/Wanted Person	43

TOTAL: 42,267

2017 Incidents by Municipality (Top 5)

Austintown Township	11,114
Boardman Township	8,002
Youngstown City	5,705
Springfield Township	5,553
Jackson Township	3,693
Other (remaining municipalities' sum)	8,111

TOTAL: 42,178

2017 Crashes by Investigating Agency and Crash Severity

Investigating Agency		Fatal Crashes	Injury Crashes	PDO/Unknown
OSHP	Rural	9	443	991
	Urban	0	13	40
CSO	Rural	0	68	184
	Urban	0	1	5
Other PD	Rural	0	431	1,454
	Urban	8	574	1,264

TOTAL: 17 1,530 3,938

2017 Assists to Other Agencies (Top 3)*

Youngstown PD	174
Austintown PD	168
Boardman Township PD	149
Other (remaining agencies' sum)	508

TOTAL: 999

2017 OSHP Traffic Safety Activity

Enforcement Stops	Non Enforcement Stops	Crashes Inv.	OVI Arrests	DUS** Citations	Aggressive Driving Citations	Safety Belt Citations	CMV** Traffic Citations	Motorist Assists	Violation Warnings
16,799	24,495	1,543	571	1,141	1,737	6,004	1,015	5,677	15,327

2017 OSHP Crime Enforcement

Cases	Felony Arrests	Felony Warrants	Mis-demeanor Warrants	Mis-demeanor Summons	Drug Arrests	Illegal Weapons Arrests	Identity Theft Arrests	Resisting Arrest Cases
230	100	31	73	272	275	21	3	26

-- All 2017 crash and activity data is provisional as of the run date of 07/20/2018 --

* Assistance to other agencies includes support that is directly (on-scene support on public or private property) or indirectly (referrals to other agencies) provided by OSHP personnel. Does not include assistance to non-law enforcement agencies, non-identified agencies, or other OSHP Posts.

** DUS = Driving under a suspended license; CMV = Commercial motor vehicle.

Marion County

2017
OSHP
Activity



2017 Calls for Service by Type

Traffic Stop	14,474
Routine/Other Duties	3,414
Disabled Vehicle	1,271
Crashes	1,346
Road Hazards	810
Reckless/OVI	1,192
Investigations	249
Drug Courier	543
Violence-Related	211
Warrant/Wanted Person	82

TOTAL: 23,592

2017 Incidents by Municipality (Top 5)

Marion Township	11,555
Grand Prairie Township	2,685
Richland Township	2,429
Pleasant Township	1,899
Claridon Township	1,777
Other (remaining municipalities' sum)	3,228

TOTAL: 23,573

2017 Assists to Other Agencies (Top 3)*

Marion CSO	208
Marion PD	158
Wyandot CSO	22
Other (remaining agencies' sum)	54

TOTAL: 442

2017 Crashes by Investigating Agency and Crash Severity

Investigating Agency		Fatal Crashes	Injury Crashes	PDO/Unknown
OSHP	Rural	11	295	723
	Urban	0	41	96
CSO	Rural	0	0	9
	Urban	0	1	1
Other PD	Rural	0	1	3
	Urban	0	164	374

TOTAL: 11 502 1,206

2017 OSHP Traffic Safety Activity

Enforcement Stops	Non Enforcement Stops	Crashes Inv.	OVI Arrests	DUS** Citations	Aggressive Driving Citations	Safety Belt Citations	CMV** Traffic Citations	Motorist Assists	Violation Warnings
8,881	14,252	1,168	254	732	1,090	1,892	175	2,303	7,272

2017 OSHP Crime Enforcement

Cases	Felony Arrests	Felony Warrants	Mis-demeanor Warrants	Mis-demeanor Summons	Drug Arrests	Illegal Weapons Arrests	Identity Theft Arrests	Resisting Arrest Cases
190	57	24	94	203	201	8	6	10

-- All 2017 crash and activity data is provisional as of the run date of 07/20/2018 --

* Assistance to other agencies includes support that is directly (on-scene support on public or private property) or indirectly (referrals to other agencies) provided by OSHP personnel. Does not include assistance to non-law enforcement agencies, non-identified agencies, or other OSHP Posts.

** DUS = Driving under a suspended license; CMV = Commercial motor vehicle.

Medina County

2017
OSHP
Activity



2017 Calls for Service by Type

Traffic Stop	12,574
Routine/Other Duties	370
Disabled Vehicle	1,763
Crashes	2,044
Road Hazards	1,258
Reckless/OVI	1,674
Investigations	463
Drug Courier	11
Violence-Related	65
Warrant/Wanted Person	21

TOTAL: 20,243

2017 Incidents by Municipality (Top 5)

Guilford Township	4,279
Harrisville Township	2,714
Brunswick Hills Township	2,354
Medina Township	2,203
Montville Township	1,817
Other (remaining municipalities' sum)	6,815

TOTAL: 20,182

2017 Crashes by Investigating Agency and Crash Severity

Investigating Agency		Fatal Crashes	Injury Crashes	PDO/Unknown
OSHP	Rural	14	412	965
	Urban	0	11	32
CSO	Rural	0	15	53
	Urban	0	1	3
Other PD	Rural	1	151	469
	Urban	2	244	1,065

TOTAL: 17 834 2,587

2017 Assists to Other Agencies (Top 3)*

Medina CSO	455
Wadsworth PD	233
Montville PD	185
Other (remaining agencies' sum)	870

TOTAL: 1,743

2017 OSHP Traffic Safety Activity

Enforcement Stops	Non Enforcement Stops	Crashes Inv.	OVI Arrests	DUS** Citations	Aggressive Driving Citations	Safety Belt Citations	CMV** Traffic Citations	Motorist Assists	Violation Warnings
6,823	11,327	1,404	233	192	394	639	817	3,099	4,131

2017 OSHP Crime Enforcement

Cases	Felony Arrests	Felony Warrants	Mis-demeanor Warrants	Mis-demeanor Summons	Drug Arrests	Illegal Weapons Arrests	Identity Theft Arrests	Resisting Arrest Cases
80	28	14	30	119	115	4	1	8

-- All 2017 crash and activity data is provisional as of the run date of 07/20/2018 --

* Assistance to other agencies includes support that is directly (on-scene support on public or private property) or indirectly (referrals to other agencies) provided by OSHP personnel. Does not include assistance to non-law enforcement agencies, non-identified agencies, or other OSHP Posts.

** DUS = Driving under a suspended license; CMV = Commercial motor vehicle.

Meigs County

2017
OSHP
Activity



2017 Calls for Service by Type

Traffic Stop	3,766
Routine/Other Duties	1,099
Disabled Vehicle	395
Crashes	454
Road Hazards	161
Reckless/OVI	147
Investigations	34
Drug Courier	3
Violence-Related	6
Warrant/Wanted Person	6

TOTAL: 6,071

2017 Incidents by Municipality (Top 5)

Sutton Township	1,805
Bedford Township	1,490
Salisbury Township	1,302
Chester Township	595
Lebanon Township	290
Other (remaining municipalities' sum)	567

TOTAL: 6,049

2017 Crashes by Investigating Agency and Crash Severity

Investigating Agency		Fatal Crashes	Injury Crashes	PDO/Unknown
OSHP	Rural	4	118	205
	Urban	0	5	9
CSO	Rural	0	5	17
	Urban	0	1	2
Other PD	Rural	0	0	0
	Urban	0	3	21

TOTAL: 4 132 254

2017 Assists to Other Agencies (Top 3)*

Meigs CSO	114
Pomeroy PD	9
Middleport PD	4
Other (remaining agencies' sum)	13

TOTAL: 140

2017 OSHP Traffic Safety Activity

Enforcement Stops	Non Enforcement Stops	Crashes Inv.	OVI Arrests	DUS** Citations	Aggressive Driving Citations	Safety Belt Citations	CMV** Traffic Citations	Motorist Assists	Violation Warnings
3,095	2,828	331	57	145	105	245	193	841	1,017

2017 OSHP Crime Enforcement

Cases	Felony Arrests	Felony Warrants	Mis-demeanor Warrants	Mis-demeanor Summons	Drug Arrests	Illegal Weapons Arrests	Identity Theft Arrests	Resisting Arrest Cases
26	17	2	15	23	28	0	0	3

-- All 2017 crash and activity data is provisional as of the run date of 07/20/2018 --

* Assistance to other agencies includes support that is directly (on-scene support on public or private property) or indirectly (referrals to other agencies) provided by OSHP personnel. Does not include assistance to non-law enforcement agencies, non-identified agencies, or other OSHP Posts.

** DUS = Driving under a suspended license; CMV = Commercial motor vehicle.

Mercer County

2017
OSHP
Activity



2017 Calls for Service by Type

Traffic Stop	6,106
Routine/Other Duties	167
Disabled Vehicle	144
Crashes	63
Road Hazards	76
Reckless/OVI	94
Investigations	25
Drug Courier	4
Violence-Related	8
Warrant/Wanted Person	11

TOTAL: 6,698

2017 Incidents by Municipality (Top 5)

Center Township	1,676
Jefferson Township	1,464
Dublin Township	1,173
Franklin Township	479
Butler Township	459
Other (remaining municipalities' sum)	1,435

TOTAL: 6,686

2017 Crashes by Investigating Agency and Crash Severity

Investigating Agency		Fatal Crashes	Injury Crashes	PDO/Unknown
OSHP	Rural	0	8	30
	Urban	0	0	1
CSO	Rural	7	119	381
	Urban	0	1	13
Other PD	Rural	1	0	0
	Urban	0	59	240

TOTAL: 8 187 665

2017 Assists to Other Agencies (Top 3)*

Mercer CSO	61
Celina PD	52
Montgomery CSO	8
Other (remaining agencies' sum)	22

TOTAL: 143

2017 OSHP Traffic Safety Activity

Enforcement Stops	Non Enforcement Stops	Crashes Inv.	OVI Arrests	DUS** Citations	Aggressive Driving Citations	Safety Belt Citations	CMV** Traffic Citations	Motorist Assists	Violation Warnings
3,944	2,661	36	157	96	85	534	261	310	2,574

2017 OSHP Crime Enforcement

Cases	Felony Arrests	Felony Warrants	Mis-demeanor Warrants	Mis-demeanor Summons	Drug Arrests	Illegal Weapons Arrests	Identity Theft Arrests	Resisting Arrest Cases
16	7	1	10	24	22	2	0	2

-- All 2017 crash and activity data is provisional as of the run date of 07/20/2018 --

* Assistance to other agencies includes support that is directly (on-scene support on public or private property) or indirectly (referrals to other agencies) provided by OSHP personnel. Does not include assistance to non-law enforcement agencies, non-identified agencies, or other OSHP Posts.

** DUS = Driving under a suspended license; CMV = Commercial motor vehicle.

Miami County

2017
OSHP
Activity



2017 Calls for Service by Type

Traffic Stop	11,461
Routine/Other Duties	2,383
Disabled Vehicle	1,776
Crashes	489
Road Hazards	635
Reckless/OVI	1,247
Investigations	262
Drug Courier	15
Violence-Related	68
Warrant/Wanted Person	13

TOTAL: 18,349

2017 Incidents by Municipality (Top 5)

Concord Township	7,271
Springcreek Township	3,565
Monroe Township	2,796
Piqua City	2,204
Washington Township	709
Other (remaining municipalities' sum)	1,789

TOTAL: 18,334

2017 Assists to Other Agencies (Top 3)*

Miami CSO	357
Vandalia PD	84
Troy PD	58
Other (remaining agencies' sum)	260

TOTAL: 759

2017 Crashes by Investigating Agency and Crash Severity

Investigating Agency		Fatal Crashes	Injury Crashes	PDO/Unknown
OSHP	Rural	2	99	239
	Urban	0	3	17
CSO	Rural	7	150	663
	Urban	0	4	32
Other PD	Rural	0	0	1
	Urban	3	233	988

TOTAL: 12 489 1,940

2017 OSHP Traffic Safety Activity

Enforcement Stops	Non Enforcement Stops	Crashes Inv.	OVI Arrests	DUS** Citations	Aggressive Driving Citations	Safety Belt Citations	CMV** Traffic Citations	Motorist Assists	Violation Warnings
6,572	10,856	367	235	297	291	1,328	148	2,867	5,850

2017 OSHP Crime Enforcement

Cases	Felony Arrests	Felony Warrants	Mis-demeanor Warrants	Mis-demeanor Summons	Drug Arrests	Illegal Weapons Arrests	Identity Theft Arrests	Resisting Arrest Cases
167	58	14	37	169	189	7	0	18

-- All 2017 crash and activity data is provisional as of the run date of 07/20/2018 --

* Assistance to other agencies includes support that is directly (on-scene support on public or private property) or indirectly (referrals to other agencies) provided by OSHP personnel. Does not include assistance to non-law enforcement agencies, non-identified agencies, or other OSHP Posts.

** DUS = Driving under a suspended license; CMV = Commercial motor vehicle.

Monroe County

2017
OSHP
Activity



2017 Calls for Service by Type

Traffic Stop	457
Routine/Other Duties	64
Disabled Vehicle	29
Crashes	92
Road Hazards	49
Reckless/OVI	40
Investigations	7
Drug Courier	1
Violence-Related	5
Warrant/Wanted Person	
TOTAL:	744

2017 Incidents by Municipality (Top 5)

Salem Township	216
Switzerland Township	102
Ohio Township	90
Jackson Township	81
Summit Township	65
Other (remaining municipalities' sum)	121
TOTAL:	675

2017 Crashes by Investigating Agency and Crash Severity

Investigating Agency		Fatal Crashes	Injury Crashes	PDO/Unknown
OSHP	Rural	1	22	41
	Urban	0	0	1
CSO	Rural	2	59	145
	Urban	0	1	7
Other PD	Rural	0	0	0
	Urban	0	5	35
TOTAL:		3	87	229

2017 Assists to Other Agencies (Top 3)*

Monroe CSO	48
Powhatan PD	9
Barnesville PD	2
Other (remaining agencies' sum)	5
TOTAL:	64

2017 OSHP Traffic Safety Activity

Enforcement Stops	Non Enforcement Stops	Crashes Inv.	OVI Arrests	DUS** Citations	Aggressive Driving Citations	Safety Belt Citations	CMV** Traffic Citations	Motorist Assists	Violation Warnings
282	386	67	6	8	13	54	49	76	128

2017 OSHP Crime Enforcement

Cases	Felony Arrests	Felony Warrants	Mis-demeanor Warrants	Mis-demeanor Summons	Drug Arrests	Illegal Weapons Arrests	Identity Theft Arrests	Resisting Arrest Cases
1	0	0	2	2	0	0	0	0

-- All 2017 crash and activity data is provisional as of the run date of 07/20/2018 --

* Assistance to other agencies includes support that is directly (on-scene support on public or private property) or indirectly (referrals to other agencies) provided by OSHP personnel. Does not include assistance to non-law enforcement agencies, non-identified agencies, or other OSHP Posts.

** DUS = Driving under a suspended license; CMV = Commercial motor vehicle.

Montgomery County

2017
OSHP
Activity



2017 Calls for Service by Type

Traffic Stop	22,555
Routine/Other Duties	657
Disabled Vehicle	4,232
Crashes	1,526
Road Hazards	1,413
Reckless/OVI	2,500
Investigations	461
Drug Courier	30
Violence-Related	187
Warrant/Wanted Person	52

TOTAL: 33,613

2017 Incidents by Municipality (Top 5)

Dayton City	5,087
Harrison Township	4,264
Butler Township	4,068
Miami Township	3,785
Vandalia City	3,029
Other (remaining municipalities' sum)	13,323

TOTAL: 33,556

2017 Assists to Other Agencies (Top 3)*

Montgomery CSO	1,022
Dayton PD	448
Huber Heights PD	377
Other (remaining agencies' sum)	1,137

TOTAL: 2,984

2017 Crashes by Investigating Agency and Crash Severity

Investigating Agency		Fatal Crashes	Injury Crashes	PDO/Unknown
OSHP	Rural	6	164	417
	Urban	3	86	271
CSO	Rural	5	481	812
	Urban	0	2	4
Other PD	Rural	6	274	877
	Urban	26	2,833	7,353

TOTAL: 46 3,840 9,734

2017 OSHP Traffic Safety Activity

Enforcement Stops	Non Enforcement Stops	Crashes Inv.	OVI Arrests	DUS** Citations	Aggressive Driving Citations	Safety Belt Citations	CMV** Traffic Citations	Motorist Assists	Violation Warnings
12,513	18,366	943	838	1,409	1,440	2,761	347	5,645	10,041

2017 OSHP Crime Enforcement

Cases	Felony Arrests	Felony Warrants	Mis-demeanor Warrants	Mis-demeanor Summons	Drug Arrests	Illegal Weapons Arrests	Identity Theft Arrests	Resisting Arrest Cases
386	168	63	165	246	297	36	2	52

-- All 2017 crash and activity data is provisional as of the run date of 07/20/2018 --

* Assistance to other agencies includes support that is directly (on-scene support on public or private property) or indirectly (referrals to other agencies) provided by OSHP personnel. Does not include assistance to non-law enforcement agencies, non-identified agencies, or other OSHP Posts.

** DUS = Driving under a suspended license; CMV = Commercial motor vehicle.

Morgan County

2017
OSHP
Activity



2017 Calls for Service by Type

Traffic Stop	1,213
Routine/Other Duties	539
Disabled Vehicle	53
Crashes	142
Road Hazards	75
Reckless/OVI	45
Investigations	21
Drug Courier	1
Violence-Related	6
Warrant/Wanted Person	6

TOTAL: 2,101

2017 Incidents by Municipality (Top 5)

Center Township	665
Morgan Township	355
Meigsville Township	283
Malta Township	270
Bloom Township	209
Other (remaining municipalities' sum)	283

TOTAL: 2,065

2017 Assists to Other Agencies (Top 3)*

Morgan CSO	42
Mcconnelsville PD	7
Washington CSO	2
Other (remaining agencies' sum)	7

TOTAL: 58

2017 Crashes by Investigating Agency and Crash Severity

Investigating Agency		Fatal Crashes	Injury Crashes	PDO/Unknown
OSHP	Rural	3	37	48
	Urban	1	1	4
CSO	Rural	0	18	57
	Urban	0	3	16
Other PD	Rural	0	0	0
	Urban	0	1	33

TOTAL: 4 60 158

2017 OSHP Traffic Safety Activity

Enforcement Stops	Non Enforcement Stops	Crashes Inv.	OVI Arrests	DUS** Citations	Aggressive Driving Citations	Safety Belt Citations	CMV** Traffic Citations	Motorist Assists	Violation Warnings
626	1,365	89	34	33	9	274	16	148	691

2017 OSHP Crime Enforcement

Cases	Felony Arrests	Felony Warrants	Mis-demeanor Warrants	Mis-demeanor Summons	Drug Arrests	Illegal Weapons Arrests	Identity Theft Arrests	Resisting Arrest Cases
7	2	1	9	17	16	3	0	0

-- All 2017 crash and activity data is provisional as of the run date of 07/20/2018 --

* Assistance to other agencies includes support that is directly (on-scene support on public or private property) or indirectly (referrals to other agencies) provided by OSHP personnel. Does not include assistance to non-law enforcement agencies, non-identified agencies, or other OSHP Posts.

** DUS = Driving under a suspended license; CMV = Commercial motor vehicle.

Morrow County

2017
OSHP
Activity



2017 Calls for Service by Type

Traffic Stop	15,880
Routine/Other Duties	378
Disabled Vehicle	1,594
Crashes	1,145
Road Hazards	712
Reckless/OVI	1,651
Investigations	182
Drug Courier	11
Violence-Related	62
Warrant/Wanted Person	21

TOTAL: 21,636

2017 Incidents by Municipality (Top 5)

Franklin Township	6,896
Chester Township	3,463
Harmony Township	3,359
Bennington Township	2,734
Perry Township	970
Other (remaining municipalities' sum)	4,171

TOTAL: 21,593

2017 Assists to Other Agencies (Top 3)*

Morrow CSO	235
Mount Gilead PD	22
Montgomery CSO	17
Other (remaining agencies' sum)	74

TOTAL: 348

2017 Crashes by Investigating Agency and Crash Severity

Investigating Agency		Fatal Crashes	Injury Crashes	PDO/Unknown
OSHP	Rural	10	191	602
	Urban	0	5	17
CSO	Rural	1	0	6
	Urban	0	0	0
Other PD	Rural	0	0	0
	Urban	0	12	49

TOTAL: 11 208 674

2017 OSHP Traffic Safety Activity

Enforcement Stops	Non Enforcement Stops	Crashes Inv.	OVI Arrests	DUS** Citations	Aggressive Driving Citations	Safety Belt Citations	CMV** Traffic Citations	Motorist Assists	Violation Warnings
10,186	10,237	815	185	280	244	1,194	216	2,742	6,440

2017 OSHP Crime Enforcement

Cases	Felony Arrests	Felony Warrants	Mis-demeanor Warrants	Mis-demeanor Summons	Drug Arrests	Illegal Weapons Arrests	Identity Theft Arrests	Resisting Arrest Cases
74	46	11	17	294	288	6	0	5

-- All 2017 crash and activity data is provisional as of the run date of 07/20/2018 --

* Assistance to other agencies includes support that is directly (on-scene support on public or private property) or indirectly (referrals to other agencies) provided by OSHP personnel. Does not include assistance to non-law enforcement agencies, non-identified agencies, or other OSHP Posts.

** DUS = Driving under a suspended license; CMV = Commercial motor vehicle.

Muskingum County

2017
OSHP
Activity



2017 Calls for Service by Type

Traffic Stop	11,056
Routine/Other Duties	1,001
Disabled Vehicle	1,863
Crashes	1,572
Road Hazards	803
Reckless/OVI	1,387
Investigations	234
Drug Courier	15
Violence-Related	59
Warrant/Wanted Person	16

TOTAL: 18,006

2017 Incidents by Municipality (Top 5)

Zanesville City	3,260
Perry Township	2,420
Union Township	1,880
Falls Township	1,767
Washington Township	1,672
Other (remaining municipalities' sum)	6,962

TOTAL: 17,961

2017 Assists to Other Agencies (Top 3)*

Muskingum CSO	319
Zanesville PD	205
New Concord PD	37
Other (remaining agencies' sum)	100

TOTAL: 661

2017 Crashes by Investigating Agency and Crash Severity

Investigating Agency		Fatal Crashes	Injury Crashes	PDO/Unknown
OSHP	Rural	9	384	795
	Urban	0	3	18
CSO	Rural	0	32	172
	Urban	0	3	2
Other PD	Rural	0	0	1
	Urban	0	185	1,091

TOTAL: 9 607 2,079

2017 OSHP Traffic Safety Activity

Enforcement Stops	Non Enforcement Stops	Crashes Inv.	OVI Arrests	DUS** Citations	Aggressive Driving Citations	Safety Belt Citations	CMV** Traffic Citations	Motorist Assists	Violation Warnings
7,407	9,633	1,206	278	487	386	1,792	396	3,914	4,587

2017 OSHP Crime Enforcement

Cases	Felony Arrests	Felony Warrants	Mis-demeanor Warrants	Mis-demeanor Summons	Drug Arrests	Illegal Weapons Arrests	Identity Theft Arrests	Resisting Arrest Cases
100	40	8	47	150	141	11	0	8

-- All 2017 crash and activity data is provisional as of the run date of 07/20/2018 --

* Assistance to other agencies includes support that is directly (on-scene support on public or private property) or indirectly (referrals to other agencies) provided by OSHP personnel. Does not include assistance to non-law enforcement agencies, non-identified agencies, or other OSHP Posts.

** DUS = Driving under a suspended license; CMV = Commercial motor vehicle.

Noble County

2017
OSHP
Activity



2017 Calls for Service by Type

Traffic Stop	1,135
Routine/Other Duties	70
Disabled Vehicle	471
Crashes	214
Road Hazards	217
Reckless/OVI	196
Investigations	50
Drug Courier	14
Violence-Related	12
Warrant/Wanted Person	8

TOTAL: 2,387

2017 Incidents by Municipality (Top 5)

Olive Township	769
Noble Township	689
Buffalo Township	408
Center Township	130
Jefferson Township	99
Other (remaining municipalities' sum)	213

TOTAL: 2,308

2017 Crashes by Investigating Agency and Crash Severity

Investigating Agency		Fatal Crashes	Injury Crashes	PDO/Unknown
OSHP	Rural	0	28	111
	Urban	0	0	2
CSO	Rural	0	24	51
	Urban	0	4	27
Other PD	Rural	0	0	0
	Urban	0	0	0

TOTAL: 56 191

2017 Assists to Other Agencies (Top 3)*

Noble CSO	100
Guernsey CSO	10
Washington CSO	4
Other (remaining agencies' sum)	4

TOTAL: 118

2017 OSHP Traffic Safety Activity

Enforcement Stops	Non Enforcement Stops	Crashes Inv.	OVI Arrests	DUS** Citations	Aggressive Driving Citations	Safety Belt Citations	CMV** Traffic Citations	Motorist Assists	Violation Warnings
845	1,333	145	24	29	24	200	62	689	461

2017 OSHP Crime Enforcement

Cases	Felony Arrests	Felony Warrants	Mis-demeanor Warrants	Mis-demeanor Summons	Drug Arrests	Illegal Weapons Arrests	Identity Theft Arrests	Resisting Arrest Cases
41	16	2	4	12	14	3	0	3

-- All 2017 crash and activity data is provisional as of the run date of 07/20/2018 --

* Assistance to other agencies includes support that is directly (on-scene support on public or private property) or indirectly (referrals to other agencies) provided by OSHP personnel. Does not include assistance to non-law enforcement agencies, non-identified agencies, or other OSHP Posts.

** DUS = Driving under a suspended license; CMV = Commercial motor vehicle.

Ottawa County

2017
OSHP
Activity



2017 Calls for Service by Type

Traffic Stop	5,288
Routine/Other Duties	1,424
Disabled Vehicle	347
Crashes	283
Road Hazards	259
Reckless/OVI	310
Investigations	79
Drug Courier	2
Violence-Related	9
Warrant/Wanted Person	5

TOTAL: 8,006

2017 Incidents by Municipality (Top 5)

Erie Township	2,097
Portage Township	1,022
Harris Township	984
Port Clinton City	923
Benton Township	697
Other (remaining municipalities' sum)	2,268

TOTAL: 7,991

2017 Assists to Other Agencies (Top 3)*

Ottawa CSO	128
Port Clinton PD	23
Berea PD	19
Other (remaining agencies' sum)	71

TOTAL: 241

2017 Crashes by Investigating Agency and Crash Severity

Investigating Agency		Fatal Crashes	Injury Crashes	PDO/Unknown
OSHP	Rural	3	83	134
	Urban	0	1	4
CSO	Rural	0	52	283
	Urban	0	1	2
Other PD	Rural	1	46	125
	Urban	0	23	130

TOTAL: 4 206 678

2017 OSHP Traffic Safety Activity

Enforcement Stops	Non Enforcement Stops	Crashes Inv.	OVI Arrests	DUS** Citations	Aggressive Driving Citations	Safety Belt Citations	CMV** Traffic Citations	Motorist Assists	Violation Warnings
2,675	5,083	228	161	108	267	338	127	863	2,192

2017 OSHP Crime Enforcement

Cases	Felony Arrests	Felony Warrants	Mis-demeanor Warrants	Mis-demeanor Summons	Drug Arrests	Illegal Weapons Arrests	Identity Theft Arrests	Resisting Arrest Cases
18	22	0	11	79	75	5	0	1

-- All 2017 crash and activity data is provisional as of the run date of 07/20/2018 --

* Assistance to other agencies includes support that is directly (on-scene support on public or private property) or indirectly (referrals to other agencies) provided by OSHP personnel. Does not include assistance to non-law enforcement agencies, non-identified agencies, or other OSHP Posts.

** DUS = Driving under a suspended license; CMV = Commercial motor vehicle.

Paulding County

2017
OSHP
Activity



2017 Calls for Service by Type

Traffic Stop	6,576
Routine/Other Duties	80
Disabled Vehicle	334
Crashes	271
Road Hazards	95
Reckless/OVI	94
Investigations	19
Drug Courier	3
Violence-Related	4
Warrant/Wanted Person	1

TOTAL: 7,477

2017 Incidents by Municipality (Top 5)

Carryall Township	1,553
Crane Township	1,510
Emerald Township	1,191
Paulding Township	631
Latty Township	559
Other (remaining municipalities' sum)	2,020

TOTAL: 7,464

2017 Assists to Other Agencies (Top 3)*

Paulding CSO	58
Defiance CSO	4
Antwerp PD	4
Other (remaining agencies' sum)	8

TOTAL: 74

2017 Crashes by Investigating Agency and Crash Severity

Investigating Agency		Fatal Crashes	Injury Crashes	PDO/Unknown
OSHP	Rural	2	58	143
	Urban	0	7	15
CSO	Rural	0	23	175
	Urban	0	0	10
Other PD	Rural	0	0	0
	Urban	0	2	9

TOTAL: 2 90 352

2017 OSHP Traffic Safety Activity

Enforcement Stops	Non Enforcement Stops	Crashes Inv.	OVI Arrests	DUS** Citations	Aggressive Driving Citations	Safety Belt Citations	CMV** Traffic Citations	Motorist Assists	Violation Warnings
4,950	2,459	222	64	135	217	799	312	675	2,055

2017 OSHP Crime Enforcement

Cases	Felony Arrests	Felony Warrants	Mis-demeanor Warrants	Mis-demeanor Summons	Drug Arrests	Illegal Weapons Arrests	Identity Theft Arrests	Resisting Arrest Cases
21	7	2	2	59	45	5	1	0

-- All 2017 crash and activity data is provisional as of the run date of 07/20/2018 --

* Assistance to other agencies includes support that is directly (on-scene support on public or private property) or indirectly (referrals to other agencies) provided by OSHP personnel. Does not include assistance to non-law enforcement agencies, non-identified agencies, or other OSHP Posts.

** DUS = Driving under a suspended license; CMV = Commercial motor vehicle.

Perry County

2017
OSHP
Activity



2017 Calls for Service by Type

Traffic Stop	1,991
Routine/Other Duties	71
Disabled Vehicle	119
Crashes	539
Road Hazards	83
Reckless/OVI	99
Investigations	26
Drug Courier	1
Violence-Related	11
Warrant/Wanted Person	3

TOTAL: 2,943

2017 Incidents by Municipality (Top 5)

Thorn Township	1,044
Pike Township	495
Reading Township	454
Jackson Township	188
Hopewell Township	151
Other (remaining municipalities' sum)	591

TOTAL: 2,923

2017 Assists to Other Agencies (Top 3)*

Perry CSO	78
New Lexington PD	16
Crooksville PD	12
Other (remaining agencies' sum)	17

TOTAL: 123

2017 Crashes by Investigating Agency and Crash Severity

Investigating Agency		Fatal Crashes	Injury Crashes	PDO/Unknown
OSHP	Rural	2	170	203
	Urban	0	11	20
CSO	Rural	0	14	64
	Urban	0	0	6
Other PD	Rural	0	1	1
	Urban	0	9	71

TOTAL: 2 205 365

2017 OSHP Traffic Safety Activity

Enforcement Stops	Non Enforcement Stops	Crashes Inv.	OVI Arrests	DUS** Citations	Aggressive Driving Citations	Safety Belt Citations	CMV** Traffic Citations	Motorist Assists	Violation Warnings
1,464	1,319	402	112	96	89	292	20	375	874

2017 OSHP Crime Enforcement

Cases	Felony Arrests	Felony Warrants	Mis-demeanor Warrants	Mis-demeanor Summons	Drug Arrests	Illegal Weapons Arrests	Identity Theft Arrests	Resisting Arrest Cases
26	11	3	12	39	36	0	0	2

-- All 2017 crash and activity data is provisional as of the run date of 07/20/2018 --

* Assistance to other agencies includes support that is directly (on-scene support on public or private property) or indirectly (referrals to other agencies) provided by OSHP personnel. Does not include assistance to non-law enforcement agencies, non-identified agencies, or other OSHP Posts.

** DUS = Driving under a suspended license; CMV = Commercial motor vehicle.

Pickaway County

2017
OSHP
Activity



2017 Calls for Service by Type

Traffic Stop	12,691
Routine/Other Duties	2,328
Disabled Vehicle	1,393
Crashes	524
Road Hazards	578
Reckless/OVI	1,437
Investigations	174
Drug Courier	40
Violence-Related	170
Warrant/Wanted Person	9

TOTAL: 19,344

2017 Incidents by Municipality (Top 5)

Harrison Township	4,835
Circleville Township	3,272
Circleville City	2,117
Pickaway Township	1,878
Walnut Township	1,519
Other (remaining municipalities' sum)	5,683

TOTAL: 19,304

2017 Assists to Other Agencies (Top 3)*

Pickaway CSO	330
Franklin CSO	99
Circleville PD	70
Other (remaining agencies' sum)	123

TOTAL: 622

2017 Crashes by Investigating Agency and Crash Severity

Investigating Agency		Fatal Crashes	Injury Crashes	PDO/Unknown
OSHP	Rural	1	68	205
	Urban	0	5	20
CSO	Rural	8	216	545
	Urban	0	5	14
Other PD	Rural	0	1	0
	Urban	1	58	190

TOTAL: 10 353 974

2017 OSHP Traffic Safety Activity

Enforcement Stops	Non Enforcement Stops	Crashes Inv.	OVI Arrests	DUS** Citations	Aggressive Driving Citations	Safety Belt Citations	CMV** Traffic Citations	Motorist Assists	Violation Warnings
8,885	9,264	301	209	458	302	2,342	308	2,422	5,614

2017 OSHP Crime Enforcement

Cases	Felony Arrests	Felony Warrants	Mis-demeanor Warrants	Mis-demeanor Summons	Drug Arrests	Illegal Weapons Arrests	Identity Theft Arrests	Resisting Arrest Cases
215	44	20	36	136	133	8	1	6

-- All 2017 crash and activity data is provisional as of the run date of 07/20/2018 --

* Assistance to other agencies includes support that is directly (on-scene support on public or private property) or indirectly (referrals to other agencies) provided by OSHP personnel. Does not include assistance to non-law enforcement agencies, non-identified agencies, or other OSHP Posts.

** DUS = Driving under a suspended license; CMV = Commercial motor vehicle.

Pike County

2017
OSHP
Activity



2017 Calls for Service by Type

Traffic Stop	2,876
Routine/Other Duties	363
Disabled Vehicle	337
Crashes	279
Road Hazards	157
Reckless/OVI	150
Investigations	40
Drug Courier	1
Violence-Related	6
Warrant/Wanted Person	8

TOTAL: 4,217

2017 Incidents by Municipality (Top 5)

Pee Pee Township	1,076
Seal Township	725
Sunfish Township	672
Newton Township	623
Scioto Township	346
Other (remaining municipalities' sum)	735

TOTAL: 4,177

2017 Crashes by Investigating Agency and Crash Severity

Investigating Agency		Fatal Crashes	Injury Crashes	PDO/Unknown
OSHP	Rural	5	66	112
	Urban	0	1	1
CSO	Rural	2	79	240
	Urban	0	3	4
Other PD	Rural	0	0	7
	Urban	0	31	111

TOTAL: 7 180 475

2017 Assists to Other Agencies (Top 3)*

Pike CSO	143
Waverly PD	43
Jackson CSO	6
Other (remaining agencies' sum)	14

TOTAL: 206

2017 OSHP Traffic Safety Activity

Enforcement Stops	Non Enforcement Stops	Crashes Inv.	OVI Arrests	DUS** Citations	Aggressive Driving Citations	Safety Belt Citations	CMV** Traffic Citations	Motorist Assists	Violation Warnings
1,897	2,085	183	42	99	100	436	140	652	1,163

2017 OSHP Crime Enforcement

Cases	Felony Arrests	Felony Warrants	Mis-demeanor Warrants	Mis-demeanor Summons	Drug Arrests	Illegal Weapons Arrests	Identity Theft Arrests	Resisting Arrest Cases
21	13	4	16	14	13	2	0	1

-- All 2017 crash and activity data is provisional as of the run date of 07/20/2018 --

* Assistance to other agencies includes support that is directly (on-scene support on public or private property) or indirectly (referrals to other agencies) provided by OSHP personnel. Does not include assistance to non-law enforcement agencies, non-identified agencies, or other OSHP Posts.

** DUS = Driving under a suspended license; CMV = Commercial motor vehicle.

Portage County

2017
OSHP
Activity



2017 Calls for Service by Type

Traffic Stop	24,859
Routine/Other Duties	1,961
Disabled Vehicle	2,357
Crashes	2,706
Road Hazards	1,165
Reckless/OVI	2,239
Investigations	447
Drug Courier	9
Violence-Related	97
Warrant/Wanted Person	35
TOTAL:	35,875

2017 Incidents by Municipality (Top 5)

Brimfield Township	3,941
Rootstown Township	3,535
Freedom Township	3,402
Kent City	3,366
Streetsboro City	2,784
Other (remaining municipalities' sum)	18,740
TOTAL:	35,768

2017 Crashes by Investigating Agency and Crash Severity

Investigating Agency		Fatal Crashes	Injury Crashes	PDO/Unknown
OSHP	Rural	8	606	1,286
	Urban	0	22	88
CSO	Rural	0	1	0
	Urban	0	0	0
Other PD	Rural	0	61	191
	Urban	1	332	1,180
TOTAL:		9	1,022	2,745

2017 Assists to Other Agencies (Top 3)*

Portage CSO	451
Brimfield Township PD	153
Streetsboro PD	138
Other (remaining agencies' sum)	610
TOTAL:	1,352

2017 OSHP Traffic Safety Activity

Enforcement Stops	Non Enforcement Stops	Crashes Inv.	OVI Arrests	DUS** Citations	Aggressive Driving Citations	Safety Belt Citations	CMV** Traffic Citations	Motorist Assists	Violation Warnings
12,965	21,255	2,001	602	392	1,309	2,675	636	5,300	11,332

2017 OSHP Crime Enforcement

Cases	Felony Arrests	Felony Warrants	Mis-demeanor Warrants	Mis-demeanor Summons	Drug Arrests	Illegal Weapons Arrests	Identity Theft Arrests	Resisting Arrest Cases
171	85	23	58	332	321	9	2	13

-- All 2017 crash and activity data is provisional as of the run date of 07/20/2018 --

* Assistance to other agencies includes support that is directly (on-scene support on public or private property) or indirectly (referrals to other agencies) provided by OSHP personnel. Does not include assistance to non-law enforcement agencies, non-identified agencies, or other OSHP Posts.

** DUS = Driving under a suspended license; CMV = Commercial motor vehicle.

Preble County

2017
OSHP
Activity



2017 Calls for Service by Type

Traffic Stop	5,858
Routine/Other Duties	1,783
Disabled Vehicle	788
Crashes	556
Road Hazards	548
Reckless/OVI	425
Investigations	167
Drug Courier	2
Violence-Related	27
Warrant/Wanted Person	2

TOTAL: 10,156

2017 Incidents by Municipality (Top 5)

Monroe Township	2,744
Jefferson Township	2,069
Jackson Township	1,778
Harrison Township	1,509
Somers Township	811
Other (remaining municipalities' sum)	1,232

TOTAL: 10,143

2017 Assists to Other Agencies (Top 3)*

Preble CSO	115
Eaton PD	18
Brookville PD	15
Other (remaining agencies' sum)	47

TOTAL: 195

2017 Crashes by Investigating Agency and Crash Severity

Investigating Agency		Fatal Crashes	Injury Crashes	PDO/Unknown
OSHP	Rural	7	121	299
	Urban	0	17	15
CSO	Rural	6	83	196
	Urban	0	4	7
Other PD	Rural	0	0	6
	Urban	1	65	198

TOTAL: 14 290 721

2017 OSHP Traffic Safety Activity

Enforcement Stops	Non Enforcement Stops	Crashes Inv.	OVI Arrests	DUS** Citations	Aggressive Driving Citations	Safety Belt Citations	CMV** Traffic Citations	Motorist Assists	Violation Warnings
3,310	6,502	453	29	117	353	360	369	1,218	2,792

2017 OSHP Crime Enforcement

Cases	Felony Arrests	Felony Warrants	Mis-demeanor Warrants	Mis-demeanor Summons	Drug Arrests	Illegal Weapons Arrests	Identity Theft Arrests	Resisting Arrest Cases
68	35	9	11	66	87	3	0	5

-- All 2017 crash and activity data is provisional as of the run date of 07/20/2018 --

* Assistance to other agencies includes support that is directly (on-scene support on public or private property) or indirectly (referrals to other agencies) provided by OSHP personnel. Does not include assistance to non-law enforcement agencies, non-identified agencies, or other OSHP Posts.

** DUS = Driving under a suspended license; CMV = Commercial motor vehicle.

Putnam County

2017
OSHP
Activity



2017 Calls for Service by Type

Traffic Stop	946
Routine/Other Duties	30
Disabled Vehicle	41
Crashes	41
Road Hazards	23
Reckless/OVI	24
Investigations	15
Drug Courier	1
Violence-Related	
Warrant/Wanted Person	2

TOTAL: 1,123

2017 Incidents by Municipality (Top 5)

Ottawa Township	137
Jennings Township	128
Greensburg Township	116
Sugar Creek Township	116
Union Township	115
Other (remaining municipalities' sum)	467

TOTAL: 1,079

2017 Crashes by Investigating Agency and Crash Severity

Investigating Agency		Fatal Crashes	Injury Crashes	PDO/Unknown
OSHP	Rural	3	10	12
	Urban	0	2	1
CSO	Rural	0	68	232
	Urban	0	8	25
Other PD	Rural	0	0	2
	Urban	0	7	24

TOTAL: 3 95 296

2017 Assists to Other Agencies (Top 3)*

Putnam CSO	30
Allen CSO	5
Delphos PD	2
Other (remaining agencies' sum)	5

TOTAL: 42

2017 OSHP Traffic Safety Activity

Enforcement Stops	Non Enforcement Stops	Crashes Inv.	OVI Arrests	DUS** Citations	Aggressive Driving Citations	Safety Belt Citations	CMV** Traffic Citations	Motorist Assists	Violation Warnings
550	538	29	33	14	25	108	26	81	470

2017 OSHP Crime Enforcement

Cases	Felony Arrests	Felony Warrants	Mis-demeanor Warrants	Mis-demeanor Summons	Drug Arrests	Illegal Weapons Arrests	Identity Theft Arrests	Resisting Arrest Cases
9	2	0	4	20	14	0	0	0

-- All 2017 crash and activity data is provisional as of the run date of 07/20/2018 --

* Assistance to other agencies includes support that is directly (on-scene support on public or private property) or indirectly (referrals to other agencies) provided by OSHP personnel. Does not include assistance to non-law enforcement agencies, non-identified agencies, or other OSHP Posts.

** DUS = Driving under a suspended license; CMV = Commercial motor vehicle.

Richland County

2017
OSHP
Activity



2017 Calls for Service by Type

Traffic Stop	22,290
Routine/Other Duties	2,287
Disabled Vehicle	2,522
Crashes	2,269
Road Hazards	1,627
Reckless/OVI	1,930
Investigations	623
Drug Courier	717
Violence-Related	545
Warrant/Wanted Person	136

TOTAL: 34,946

2017 Incidents by Municipality (Top 5)

Mansfield Township	10,202
Mifflin Township	6,249
Washington Township	4,840
Madison Township	4,217
Springfield Township	2,268
Other (remaining municipalities' sum)	7,149

TOTAL: 34,925

2017 Assists to Other Agencies (Top 3)*

Richland CSO	466
Mansfield PD	438
Ontario PD	175
Other (remaining agencies' sum)	376

TOTAL: 1,455

2017 Crashes by Investigating Agency and Crash Severity

Investigating Agency		Fatal Crashes	Injury Crashes	PDO/Unknown
OSHP	Rural	9	405	1,202
	Urban	1	16	54
CSO	Rural	0	4	37
	Urban	0	3	13
Other PD	Rural	0	0	4
	Urban	0	410	1,357

TOTAL: 10 838 2,667

2017 OSHP Traffic Safety Activity

Enforcement Stops	Non Enforcement Stops	Crashes Inv.	OVI Arrests	DUS** Citations	Aggressive Driving Citations	Safety Belt Citations	CMV** Traffic Citations	Motorist Assists	Violation Warnings
11,653	22,093	1,672	525	773	597	1,884	342	4,772	9,482

2017 OSHP Crime Enforcement

Cases	Felony Arrests	Felony Warrants	Mis-demeanor Warrants	Mis-demeanor Summons	Drug Arrests	Illegal Weapons Arrests	Identity Theft Arrests	Resisting Arrest Cases
330	91	34	212	367	318	17	10	13

-- All 2017 crash and activity data is provisional as of the run date of 07/20/2018 --

* Assistance to other agencies includes support that is directly (on-scene support on public or private property) or indirectly (referrals to other agencies) provided by OSHP personnel. Does not include assistance to non-law enforcement agencies, non-identified agencies, or other OSHP Posts.

** DUS = Driving under a suspended license; CMV = Commercial motor vehicle.

Ross County

2017
OSHP
Activity



2017 Calls for Service by Type

Traffic Stop	11,993
Routine/Other Duties	1,711
Disabled Vehicle	2,065
Crashes	1,717
Road Hazards	1,379
Reckless/OVI	1,397
Investigations	369
Drug Courier	153
Violence-Related	277
Warrant/Wanted Person	108

TOTAL: 21,169

2017 Incidents by Municipality (Top 5)

Scioto Township	8,552
Union Township	2,770
Green Township	2,638
Springfield Township	1,773
Huntington Township	1,340
Other (remaining municipalities' sum)	4,071

TOTAL: 21,144

2017 Crashes by Investigating Agency and Crash Severity

Investigating Agency		Fatal Crashes	Injury Crashes	PDO/Unknown
OSHP	Rural	6	359	944
	Urban	0	10	25
CSO	Rural	1	36	115
	Urban	0	2	13
Other PD	Rural	0	0	1
	Urban	0	119	500

TOTAL: 7 526 1,598

2017 Assists to Other Agencies (Top 3)*

Ross CSO	623
Chillicothe PD	264
Pike CSO	44
Other (remaining agencies' sum)	138

TOTAL: 1,069

2017 OSHP Traffic Safety Activity

Enforcement Stops	Non Enforcement Stops	Crashes Inv.	OVI Arrests	DUS** Citations	Aggressive Driving Citations	Safety Belt Citations	CMV** Traffic Citations	Motorist Assists	Violation Warnings
7,569	12,596	1,341	296	654	467	1,516	174	3,923	5,993

2017 OSHP Crime Enforcement

Cases	Felony Arrests	Felony Warrants	Mis-demeanor Warrants	Mis-demeanor Summons	Drug Arrests	Illegal Weapons Arrests	Identity Theft Arrests	Resisting Arrest Cases
341	100	30	148	187	200	11	4	12

-- All 2017 crash and activity data is provisional as of the run date of 07/20/2018 --

* Assistance to other agencies includes support that is directly (on-scene support on public or private property) or indirectly (referrals to other agencies) provided by OSHP personnel. Does not include assistance to non-law enforcement agencies, non-identified agencies, or other OSHP Posts.

** DUS = Driving under a suspended license; CMV = Commercial motor vehicle.

Sandusky County

2017
OSHP
Activity



2017 Calls for Service by Type

Traffic Stop	20,882
Routine/Other Duties	4,489
Disabled Vehicle	1,464
Crashes	1,293
Road Hazards	929
Reckless/OVI	1,293
Investigations	547
Drug Courier	19
Violence-Related	50
Warrant/Wanted Person	19

TOTAL: 30,985

2017 Incidents by Municipality (Top 5)

Townsend Township	5,013
Riley Township	4,706
Fremont City	4,337
Woodville Township	4,030
Sandusky Township	3,304
Other (remaining municipalities' sum)	9,556

TOTAL: 30,946

2017 Crashes by Investigating Agency and Crash Severity

Investigating Agency		Fatal Crashes	Injury Crashes	PDO/Unknown
OSHP	Rural	6	208	810
	Urban	0	9	38
CSO	Rural	0	6	30
	Urban	0	0	2
Other PD	Rural	0	2	12
	Urban	2	104	340

TOTAL: 8 329 1,232

2017 Assists to Other Agencies (Top 3)*

Sandusky CSO	196
Berea PD	94
Fremont PD	72
Other (remaining agencies' sum)	166

TOTAL: 528

2017 OSHP Traffic Safety Activity

Enforcement Stops	Non Enforcement Stops	Crashes Inv.	OVI Arrests	DUS** Citations	Aggressive Driving Citations	Safety Belt Citations	CMV** Traffic Citations	Motorist Assists	Violation Warnings
12,069	18,079	1,051	429	535	687	2,092	784	3,615	8,093

2017 OSHP Crime Enforcement

Cases	Felony Arrests	Felony Warrants	Mis-demeanor Warrants	Mis-demeanor Summons	Drug Arrests	Illegal Weapons Arrests	Identity Theft Arrests	Resisting Arrest Cases
203	105	13	41	336	330	12	3	17

-- All 2017 crash and activity data is provisional as of the run date of 07/20/2018 --

* Assistance to other agencies includes support that is directly (on-scene support on public or private property) or indirectly (referrals to other agencies) provided by OSHP personnel. Does not include assistance to non-law enforcement agencies, non-identified agencies, or other OSHP Posts.

** DUS = Driving under a suspended license; CMV = Commercial motor vehicle.

Scioto County

2017
OSHP
Activity



2017 Calls for Service by Type

Traffic Stop	8,590
Routine/Other Duties	644
Disabled Vehicle	786
Crashes	1,468
Road Hazards	709
Reckless/OVI	631
Investigations	285
Drug Courier	36
Violence-Related	136
Warrant/Wanted Person	31

TOTAL: 13,316

2017 Incidents by Municipality (Top 5)

Valley Township	2,918
Portsmouth City	2,299
Clay Township	2,054
Porter Township	1,111
Washington Township	1,093
Other (remaining municipalities' sum)	3,829

TOTAL: 13,304

2017 Assists to Other Agencies (Top 3)*

Scioto CSO	263
Portsmouth PD	53
New Boston PD	35
Other (remaining agencies' sum)	23

TOTAL: 374

2017 Crashes by Investigating Agency and Crash Severity

Investigating Agency		Fatal Crashes	Injury Crashes	PDO/Unknown
OSHP	Rural	7	350	638
	Urban	0	10	12
CSO	Rural	0	0	0
	Urban	0	0	0
Other PD	Rural	0	0	0
	Urban	1	179	672

TOTAL: 8 539 1,322

2017 OSHP Traffic Safety Activity

Enforcement Stops	Non Enforcement Stops	Crashes Inv.	OVI Arrests	DUS** Citations	Aggressive Driving Citations	Safety Belt Citations	CMV** Traffic Citations	Motorist Assists	Violation Warnings
5,735	7,077	1,011	513	786	261	1,111	141	1,848	4,364

2017 OSHP Crime Enforcement

Cases	Felony Arrests	Felony Warrants	Mis-demeanor Warrants	Mis-demeanor Summons	Drug Arrests	Illegal Weapons Arrests	Identity Theft Arrests	Resisting Arrest Cases
311	213	80	168	154	277	8	1	16

-- All 2017 crash and activity data is provisional as of the run date of 07/20/2018 --

* Assistance to other agencies includes support that is directly (on-scene support on public or private property) or indirectly (referrals to other agencies) provided by OSHP personnel. Does not include assistance to non-law enforcement agencies, non-identified agencies, or other OSHP Posts.

** DUS = Driving under a suspended license; CMV = Commercial motor vehicle.

Seneca County

2017
OSHP
Activity



2017 Calls for Service by Type

Traffic Stop	4,114
Routine/Other Duties	148
Disabled Vehicle	158
Crashes	715
Road Hazards	127
Reckless/OVI	132
Investigations	53
Drug Courier	
Violence-Related	27
Warrant/Wanted Person	9

TOTAL: 5,483

2017 Incidents by Municipality (Top 5)

Fostoria City	815
Tiffin City	743
Hopewell Township	547
Loudon Township	478
Pleasant Township	448
Other (remaining municipalities' sum)	2,427

TOTAL: 5,458

2017 Crashes by Investigating Agency and Crash Severity

Investigating Agency		Fatal Crashes	Injury Crashes	PDO/Unknown
OSHP	Rural	9	143	414
	Urban	0	5	17
CSO	Rural	1	34	215
	Urban	0	2	3
Other PD	Rural	0	0	0
	Urban	0	110	484

TOTAL: 10 294 1,133

2017 Assists to Other Agencies (Top 3)*

Seneca CSO	75
Tiffin PD	17
Fostoria PD	16
Other (remaining agencies' sum)	29

TOTAL: 137

2017 OSHP Traffic Safety Activity

Enforcement Stops	Non Enforcement Stops	Crashes Inv.	OVI Arrests	DUS** Citations	Aggressive Driving Citations	Safety Belt Citations	CMV** Traffic Citations	Motorist Assists	Violation Warnings
2,680	2,660	568	178	144	195	473	98	424	1,589

2017 OSHP Crime Enforcement

Cases	Felony Arrests	Felony Warrants	Mis-demeanor Warrants	Mis-demeanor Summons	Drug Arrests	Illegal Weapons Arrests	Identity Theft Arrests	Resisting Arrest Cases
31	20	2	21	64	59	3	0	3

-- All 2017 crash and activity data is provisional as of the run date of 07/20/2018 --

* Assistance to other agencies includes support that is directly (on-scene support on public or private property) or indirectly (referrals to other agencies) provided by OSHP personnel. Does not include assistance to non-law enforcement agencies, non-identified agencies, or other OSHP Posts.

** DUS = Driving under a suspended license; CMV = Commercial motor vehicle.

Shelby County

2017
OSHP
Activity



2017 Calls for Service by Type

Traffic Stop	5,489
Routine/Other Duties	95
Disabled Vehicle	930
Crashes	300
Road Hazards	371
Reckless/OVI	851
Investigations	140
Drug Courier	2
Violence-Related	41
Warrant/Wanted Person	10

TOTAL: 8,229

2017 Incidents by Municipality (Top 5)

Clinton Township	2,033
Dinsmore Township	1,882
Franklin Township	1,511
Orange Township	873
Turtle Creek Township	374
Other (remaining municipalities' sum)	1,526

TOTAL: 8,199

2017 Assists to Other Agencies (Top 3)*

Sidney PD	195
Shelby CSO	180
Miami CSO	32
Other (remaining agencies' sum)	63

TOTAL: 470

2017 Crashes by Investigating Agency and Crash Severity

Investigating Agency		Fatal Crashes	Injury Crashes	PDO/Unknown
OSHP	Rural	1	43	184
	Urban	1	2	4
CSO	Rural	7	107	474
	Urban	0	0	14
Other PD	Rural	0	0	1
	Urban	1	107	488

TOTAL: 10 259 1,165

2017 OSHP Traffic Safety Activity

Enforcement Stops	Non Enforcement Stops	Crashes Inv.	OVI Arrests	DUS** Citations	Aggressive Driving Citations	Safety Belt Citations	CMV** Traffic Citations	Motorist Assists	Violation Warnings
2,781	4,922	233	95	112	107	494	148	1,471	2,917

2017 OSHP Crime Enforcement

Cases	Felony Arrests	Felony Warrants	Mis-demeanor Warrants	Mis-demeanor Summons	Drug Arrests	Illegal Weapons Arrests	Identity Theft Arrests	Resisting Arrest Cases
75	25	5	8	76	87	6	2	1

-- All 2017 crash and activity data is provisional as of the run date of 07/20/2018 --

* Assistance to other agencies includes support that is directly (on-scene support on public or private property) or indirectly (referrals to other agencies) provided by OSHP personnel. Does not include assistance to non-law enforcement agencies, non-identified agencies, or other OSHP Posts.

** DUS = Driving under a suspended license; CMV = Commercial motor vehicle.

Stark County

2017
OSHP
Activity



2017 Calls for Service by Type

Traffic Stop	19,501
Routine/Other Duties	510
Disabled Vehicle	1,906
Crashes	3,350
Road Hazards	1,232
Reckless/OVI	1,765
Investigations	466
Drug Courier	19
Violence-Related	166
Warrant/Wanted Person	77

TOTAL: 28,992

2017 Incidents by Municipality (Top 5)

Canton City	8,650
Jackson Township	5,183
Plain Township	2,281
Massillon City	2,161
Perry Township	1,584
Other (remaining municipalities' sum)	9,089

TOTAL: 28,948

2017 Crashes by Investigating Agency and Crash Severity

Investigating Agency		Fatal Crashes	Injury Crashes	PDO/Unknown
OSHP	Rural	13	731	1,654
	Urban	1	48	168
CSO	Rural	2	157	680
	Urban	0	6	23
Other PD	Rural	3	403	1,545
	Urban	8	997	3,359

TOTAL: 27 2,342 7,429

2017 Assists to Other Agencies (Top 3)*

Canton PD	803
Stark CSO	368
Massillon PD	173
Other (remaining agencies' sum)	769

TOTAL: 2,113

2017 OSHP Traffic Safety Activity

Enforcement Stops	Non Enforcement Stops	Crashes Inv.	OVI Arrests	DUS** Citations	Aggressive Driving Citations	Safety Belt Citations	CMV** Traffic Citations	Motorist Assists	Violation Warnings
11,686	15,000	2,589	1,027	1,373	1,197	3,893	344	3,851	9,832

2017 OSHP Crime Enforcement

Cases	Felony Arrests	Felony Warrants	Mis-demeanor Warrants	Mis-demeanor Summons	Drug Arrests	Illegal Weapons Arrests	Identity Theft Arrests	Resisting Arrest Cases
376	206	44	159	558	536	42	1	59

-- All 2017 crash and activity data is provisional as of the run date of 07/20/2018 --

* Assistance to other agencies includes support that is directly (on-scene support on public or private property) or indirectly (referrals to other agencies) provided by OSHP personnel. Does not include assistance to non-law enforcement agencies, non-identified agencies, or other OSHP Posts.

** DUS = Driving under a suspended license; CMV = Commercial motor vehicle.

Summit County

2017
OSHP
Activity



2017 Calls for Service by Type

Traffic Stop	28,772
Routine/Other Duties	552
Disabled Vehicle	2,284
Crashes	1,271
Road Hazards	877
Reckless/OVI	1,489
Investigations	452
Drug Courier	10
Violence-Related	62
Warrant/Wanted Person	118

TOTAL: 35,887

2017 Incidents by Municipality (Top 5)

Akron City	13,449
Richfield Township	5,209
Green City	3,938
Boston Township	1,950
Hudson City	1,917
Other (remaining municipalities' sum)	9,387

TOTAL: 35,850

2017 Crashes by Investigating Agency and Crash Severity

Investigating Agency		Fatal Crashes	Injury Crashes	PDO/Unknown
OSHP	Rural	7	115	249
	Urban	0	60	235
CSO	Rural	7	150	389
	Urban	4	181	662
Other PD	Rural	1	198	764
	Urban	24	2,613	10,225

TOTAL: 43 3,317 12,524

2017 Assists to Other Agencies (Top 3)*

Akron PD	602
Summit CSO	429
Norton PD	168
Other (remaining agencies' sum)	1,038

TOTAL: 2,237

2017 OSHP Traffic Safety Activity

Enforcement Stops	Non Enforcement Stops	Crashes Inv.	OVI Arrests	DUS** Citations	Aggressive Driving Citations	Safety Belt Citations	CMV** Traffic Citations	Motorist Assists	Violation Warnings
15,038	18,402	675	697	1,233	1,219	4,892	567	4,075	13,976

2017 OSHP Crime Enforcement

Cases	Felony Arrests	Felony Warrants	Mis-demeanor Warrants	Mis-demeanor Summons	Drug Arrests	Illegal Weapons Arrests	Identity Theft Arrests	Resisting Arrest Cases
393	271	72	124	514	606	38	5	50

-- All 2017 crash and activity data is provisional as of the run date of 07/20/2018 --

* Assistance to other agencies includes support that is directly (on-scene support on public or private property) or indirectly (referrals to other agencies) provided by OSHP personnel. Does not include assistance to non-law enforcement agencies, non-identified agencies, or other OSHP Posts.

** DUS = Driving under a suspended license; CMV = Commercial motor vehicle.

Trumbull County

2017
OSHP
Activity



2017 Calls for Service by Type

Traffic Stop	25,355
Routine/Other Duties	820
Disabled Vehicle	2,120
Crashes	2,186
Road Hazards	1,421
Reckless/OVI	1,030
Investigations	402
Drug Courier	38
Violence-Related	128
Warrant/Wanted Person	99

TOTAL: 33,599

2017 Incidents by Municipality (Top 5)

Warren City	5,571
Hubbard Township	4,557
Howland Township	4,394
Lordstown Village	3,234
Liberty Township	2,073
Other (remaining municipalities' sum)	13,739

TOTAL: 33,568

2017 Assists to Other Agencies (Top 3)*

Trumbull CSO	325
Warren PD	115
Liberty Township PD	112
Other (remaining agencies' sum)	696

TOTAL: 1,248

2017 Crashes by Investigating Agency and Crash Severity

Investigating Agency		Fatal Crashes	Injury Crashes	PDO/Unknown
OSHP	Rural	10	575	998
	Urban	1	13	62
CSO	Rural	0	16	79
	Urban	0	0	8
Other PD	Rural	0	213	957
	Urban	1	369	1,183

TOTAL: 12 1,186 3,287

2017 OSHP Traffic Safety Activity

Enforcement Stops	Non Enforcement Stops	Crashes Inv.	OVI Arrests	DUS** Citations	Aggressive Driving Citations	Safety Belt Citations	CMV** Traffic Citations	Motorist Assists	Violation Warnings
13,706	18,841	1,650	607	816	1,205	4,166	1,639	4,516	10,784

2017 OSHP Crime Enforcement

Cases	Felony Arrests	Felony Warrants	Mis-demeanor Warrants	Mis-demeanor Summons	Drug Arrests	Illegal Weapons Arrests	Identity Theft Arrests	Resisting Arrest Cases
303	146	32	136	396	404	28	2	21

-- All 2017 crash and activity data is provisional as of the run date of 07/20/2018 --

* Assistance to other agencies includes support that is directly (on-scene support on public or private property) or indirectly (referrals to other agencies) provided by OSHP personnel. Does not include assistance to non-law enforcement agencies, non-identified agencies, or other OSHP Posts.

** DUS = Driving under a suspended license; CMV = Commercial motor vehicle.

Tuscarawas County

2017
OSHP
Activity



2017 Calls for Service by Type

Traffic Stop	13,993
Routine/Other Duties	439
Disabled Vehicle	2,764
Crashes	1,901
Road Hazards	1,370
Reckless/OVI	1,419
Investigations	266
Drug Courier	47
Violence-Related	69
Warrant/Wanted Person	43

TOTAL: 22,311

2017 Incidents by Municipality (Top 5)

Lawrence Township	3,093
Dover Township	3,037
Goshen Township	2,514
Mill Township	1,617
Oxford Township	1,526
Other (remaining municipalities' sum)	10,509

TOTAL: 22,296

2017 Assists to Other Agencies (Top 3)*

Tuscarawas CSO	251
New Philadelphia PD	115
Dover PD	63
Other (remaining agencies' sum)	218

TOTAL: 647

2017 Crashes by Investigating Agency and Crash Severity

Investigating Agency		Fatal Crashes	Injury Crashes	PDO/Unknown
OSHP	Rural	17	404	1,015
	Urban	1	5	34
CSO	Rural	0	2	15
	Urban	0	0	0
Other PD	Rural	0	0	3
	Urban	1	181	732

TOTAL: 19 592 1,799

2017 OSHP Traffic Safety Activity

Enforcement Stops	Non Enforcement Stops	Crashes Inv.	OVI Arrests	DUS** Citations	Aggressive Driving Citations	Safety Belt Citations	CMV** Traffic Citations	Motorist Assists	Violation Warnings
8,780	12,521	1,464	296	450	458	2,047	310	4,978	4,588

2017 OSHP Crime Enforcement

Cases	Felony Arrests	Felony Warrants	Mis-demeanor Warrants	Mis-demeanor Summons	Drug Arrests	Illegal Weapons Arrests	Identity Theft Arrests	Resisting Arrest Cases
160	68	17	58	229	239	12	2	6

-- All 2017 crash and activity data is provisional as of the run date of 07/20/2018 --

* Assistance to other agencies includes support that is directly (on-scene support on public or private property) or indirectly (referrals to other agencies) provided by OSHP personnel. Does not include assistance to non-law enforcement agencies, non-identified agencies, or other OSHP Posts.

** DUS = Driving under a suspended license; CMV = Commercial motor vehicle.

Union County

2017
OSHP
Activity



2017 Calls for Service by Type

Traffic Stop	9,419
Routine/Other Duties	1,279
Disabled Vehicle	1,140
Crashes	541
Road Hazards	350
Reckless/OVI	553
Investigations	89
Drug Courier	14
Violence-Related	52
Warrant/Wanted Person	5

TOTAL: 13,442

2017 Incidents by Municipality (Top 5)

Paris Township	3,571
Jerome Township	3,555
Millcreek Township	1,959
Allen Township	1,645
Taylor Township	522
Other (remaining municipalities' sum)	2,166

TOTAL: 13,418

2017 Crashes by Investigating Agency and Crash Severity

Investigating Agency		Fatal Crashes	Injury Crashes	PDO/Unknown
OSHP	Rural	2	54	302
	Urban	0	1	5
CSO	Rural	2	130	365
	Urban	0	2	4
Other PD	Rural	0	0	0
	Urban	0	84	359

TOTAL: 4 271 1,035

2017 Assists to Other Agencies (Top 3)*

Union CSO	309
Marysville PD	64
Dublin PD	43
Other (remaining agencies' sum)	59

TOTAL: 475

2017 OSHP Traffic Safety Activity

Enforcement Stops	Non Enforcement Stops	Crashes Inv.	OVI Arrests	DUS** Citations	Aggressive Driving Citations	Safety Belt Citations	CMV** Traffic Citations	Motorist Assists	Violation Warnings
5,238	7,528	367	102	319	166	921	58	2,159	4,399

2017 OSHP Crime Enforcement

Cases	Felony Arrests	Felony Warrants	Mis-demeanor Warrants	Mis-demeanor Summons	Drug Arrests	Illegal Weapons Arrests	Identity Theft Arrests	Resisting Arrest Cases
85	26	7	32	159	152	4	1	3

-- All 2017 crash and activity data is provisional as of the run date of 07/20/2018 --

* Assistance to other agencies includes support that is directly (on-scene support on public or private property) or indirectly (referrals to other agencies) provided by OSHP personnel. Does not include assistance to non-law enforcement agencies, non-identified agencies, or other OSHP Posts.

** DUS = Driving under a suspended license; CMV = Commercial motor vehicle.

Van Wert County

2017
OSHP
Activity



2017 Calls for Service by Type

Traffic Stop	11,468
Routine/Other Duties	2,294
Disabled Vehicle	753
Crashes	319
Road Hazards	678
Reckless/OVI	269
Investigations	74
Drug Courier	12
Violence-Related	17
Warrant/Wanted Person	2

TOTAL: 15,886

2017 Incidents by Municipality (Top 5)

Pleasant Township	4,499
Liberty Township	2,594
Union Township	2,455
Tully Township	2,233
Ridge Township	1,301
Other (remaining municipalities' sum)	2,789

TOTAL: 15,871

2017 Crashes by Investigating Agency and Crash Severity

Investigating Agency		Fatal Crashes	Injury Crashes	PDO/Unknown
OSHP	Rural	1	51	176
	Urban	0	3	19
CSO	Rural	2	28	91
	Urban	0	2	10
Other PD	Rural	0	0	0
	Urban	0	48	185

TOTAL: 3 132 481

2017 Assists to Other Agencies (Top 3)*

Van Wert CSO	100
Van Wert PD	38
Delphos PD	8
Other (remaining agencies' sum)	9

TOTAL: 155

2017 OSHP Traffic Safety Activity

Enforcement Stops	Non Enforcement Stops	Crashes Inv.	OVI Arrests	DUS** Citations	Aggressive Driving Citations	Safety Belt Citations	CMV** Traffic Citations	Motorist Assists	Violation Warnings
7,395	8,302	246	177	186	527	1,181	1,601	1,481	4,704

2017 OSHP Crime Enforcement

Cases	Felony Arrests	Felony Warrants	Mis-demeanor Warrants	Mis-demeanor Summons	Drug Arrests	Illegal Weapons Arrests	Identity Theft Arrests	Resisting Arrest Cases
62	22	1	3	162	132	6	0	3

-- All 2017 crash and activity data is provisional as of the run date of 07/20/2018 --

* Assistance to other agencies includes support that is directly (on-scene support on public or private property) or indirectly (referrals to other agencies) provided by OSHP personnel. Does not include assistance to non-law enforcement agencies, non-identified agencies, or other OSHP Posts.

** DUS = Driving under a suspended license; CMV = Commercial motor vehicle.

Vinton County

2017
OSHP
Activity



2017 Calls for Service by Type

Traffic Stop	1,777
Routine/Other Duties	173
Disabled Vehicle	161
Crashes	342
Road Hazards	152
Reckless/OVI	102
Investigations	59
Drug Courier	1
Violence-Related	20
Warrant/Wanted Person	

TOTAL: 2,787

2017 Incidents by Municipality (Top 5)

Elk Township	632
Clinton Township	608
Vinton Township	438
Harrison Township	372
Madison Township	224
Other (remaining municipalities' sum)	423

TOTAL: 2,697

2017 Crashes by Investigating Agency and Crash Severity

Investigating Agency		Fatal Crashes	Injury Crashes	PDO/Unknown
OSHP	Rural	3	68	157
	Urban	0	1	7
CSO	Rural	0	0	1
	Urban	0	0	3
Other PD	Rural	0	0	1
	Urban	0	0	0

TOTAL: 3 69 169

2017 Assists to Other Agencies (Top 3)*

Vinton CSO	80
Wellston PD	7
Mcarthur PD	6
Other (remaining agencies' sum)	12

TOTAL: 105

2017 OSHP Traffic Safety Activity

Enforcement Stops	Non Enforcement Stops	Crashes Inv.	OVI Arrests	DUS** Citations	Aggressive Driving Citations	Safety Belt Citations	CMV** Traffic Citations	Motorist Assists	Violation Warnings
1,293	1,396	238	37	101	39	244	59	441	846

2017 OSHP Crime Enforcement

Cases	Felony Arrests	Felony Warrants	Mis-demeanor Warrants	Mis-demeanor Summons	Drug Arrests	Illegal Weapons Arrests	Identity Theft Arrests	Resisting Arrest Cases
28	15	4	12	18	22	1	0	1

-- All 2017 crash and activity data is provisional as of the run date of 07/20/2018 --

* Assistance to other agencies includes support that is directly (on-scene support on public or private property) or indirectly (referrals to other agencies) provided by OSHP personnel. Does not include assistance to non-law enforcement agencies, non-identified agencies, or other OSHP Posts.

** DUS = Driving under a suspended license; CMV = Commercial motor vehicle.

Warren County

2017
OSHP
Activity



2017 Calls for Service by Type

Traffic Stop	28,917
Routine/Other Duties	2,724
Disabled Vehicle	3,971
Crashes	1,669
Road Hazards	1,299
Reckless/OVI	1,874
Investigations	407
Drug Courier	136
Violence-Related	218
Warrant/Wanted Person	38

TOTAL: 41,253

2017 Incidents by Municipality (Top 5)

Franklin Township	13,459
Turtlecreek Township	8,018
Mason City	4,529
Union Township	4,152
Deerfield Township	3,945
Other (remaining municipalities' sum)	7,130

TOTAL: 41,233

2017 Crashes by Investigating Agency and Crash Severity

Investigating Agency		Fatal Crashes	Injury Crashes	PDO/Unknown
OSHP	Rural	8	316	786
	Urban	1	52	137
CSO	Rural	0	252	977
	Urban	0	10	76
Other PD	Rural	2	143	516
	Urban	4	349	1,550

TOTAL: 15 1,122 4,042

2017 Assists to Other Agencies (Top 3)*

Warren CSO	465
Franklin PD	113
Lebanon PD	80
Other (remaining agencies' sum)	495

TOTAL: 1,153

2017 OSHP Traffic Safety Activity

Enforcement Stops	Non Enforcement Stops	Crashes Inv.	OVI Arrests	DUS** Citations	Aggressive Driving Citations	Safety Belt Citations	CMV** Traffic Citations	Motorist Assists	Violation Warnings
16,165	23,598	1,284	748	979	931	2,410	529	5,651	14,175

2017 OSHP Crime Enforcement

Cases	Felony Arrests	Felony Warrants	Mis-demeanor Warrants	Mis-demeanor Summons	Drug Arrests	Illegal Weapons Arrests	Identity Theft Arrests	Resisting Arrest Cases
435	218	36	144	724	738	35	3	31

-- All 2017 crash and activity data is provisional as of the run date of 07/20/2018 --

* Assistance to other agencies includes support that is directly (on-scene support on public or private property) or indirectly (referrals to other agencies) provided by OSHP personnel. Does not include assistance to non-law enforcement agencies, non-identified agencies, or other OSHP Posts.

** DUS = Driving under a suspended license; CMV = Commercial motor vehicle.

Washington County

2017
OSHP
Activity



2017 Calls for Service by Type

Traffic Stop	11,183
Routine/Other Duties	498
Disabled Vehicle	931
Crashes	1,154
Road Hazards	792
Reckless/OVI	687
Investigations	235
Drug Courier	18
Violence-Related	57
Warrant/Wanted Person	58

TOTAL: 15,613

2017 Incidents by Municipality (Top 5)

Marietta City	3,720
Muskingum Township	2,595
Marietta Township	1,250
Aurelius Township	1,186
Belpre Township	1,152
Other (remaining municipalities' sum)	5,646

TOTAL: 15,549

2017 Assists to Other Agencies (Top 3)*

Washington CSO	184
Marietta PD	97
Belpre PD	71
Other (remaining agencies' sum)	71

TOTAL: 423

2017 Crashes by Investigating Agency and Crash Severity

Investigating Agency		Fatal Crashes	Injury Crashes	PDO/Unknown
OSHP	Rural	10	257	510
	Urban	0	6	15
CSO	Rural	0	3	4
	Urban	0	1	0
Other PD	Rural	0	0	0
	Urban	0	86	398

TOTAL: 10 353 927

2017 OSHP Traffic Safety Activity

Enforcement Stops	Non Enforcement Stops	Crashes Inv.	OVI Arrests	DUS** Citations	Aggressive Driving Citations	Safety Belt Citations	CMV** Traffic Citations	Motorist Assists	Violation Warnings
6,602	8,266	808	326	403	157	2,018	272	1,979	6,186

2017 OSHP Crime Enforcement

Cases	Felony Arrests	Felony Warrants	Mis-demeanor Warrants	Mis-demeanor Summons	Drug Arrests	Illegal Weapons Arrests	Identity Theft Arrests	Resisting Arrest Cases
143	66	9	70	186	175	8	1	12

-- All 2017 crash and activity data is provisional as of the run date of 07/20/2018 --

* Assistance to other agencies includes support that is directly (on-scene support on public or private property) or indirectly (referrals to other agencies) provided by OSHP personnel. Does not include assistance to non-law enforcement agencies, non-identified agencies, or other OSHP Posts.

** DUS = Driving under a suspended license; CMV = Commercial motor vehicle.

Wayne County

2017
OSHP
Activity



2017 Calls for Service by Type

Traffic Stop	11,044
Routine/Other Duties	1,764
Disabled Vehicle	1,301
Crashes	1,972
Road Hazards	1,059
Reckless/OVI	915
Investigations	363
Drug Courier	10
Violence-Related	51
Warrant/Wanted Person	42

TOTAL: 18,521

2017 Incidents by Municipality (Top 5)

Wooster City	3,587
Wooster Township	2,630
Plain Township	2,313
Congress Township	2,043
Chippewa Township	1,710
Other (remaining municipalities' sum)	6,177

TOTAL: 18,460

2017 Assists to Other Agencies (Top 3)*

Wayne CSO	355
Wooster PD	138
Dalton PD	46
Other (remaining agencies' sum)	289

TOTAL: 828

2017 Crashes by Investigating Agency and Crash Severity

Investigating Agency		Fatal Crashes	Injury Crashes	PDO/Unknown
OSHP	Rural	16	443	973
	Urban	0	15	68
CSO	Rural	0	12	34
	Urban	0	1	2
Other PD	Rural	0	0	4
	Urban	1	153	594

TOTAL: 17 624 1,675

2017 OSHP Traffic Safety Activity

Enforcement Stops	Non Enforcement Stops	Crashes Inv.	OVI Arrests	DUS** Citations	Aggressive Driving Citations	Safety Belt Citations	CMV** Traffic Citations	Motorist Assists	Violation Warnings
8,073	9,418	1,508	234	237	610	1,575	323	2,931	4,676

2017 OSHP Crime Enforcement

Cases	Felony Arrests	Felony Warrants	Mis-demeanor Warrants	Mis-demeanor Summons	Drug Arrests	Illegal Weapons Arrests	Identity Theft Arrests	Resisting Arrest Cases
77	33	9	49	79	62	5	0	3

-- All 2017 crash and activity data is provisional as of the run date of 07/20/2018 --

* Assistance to other agencies includes support that is directly (on-scene support on public or private property) or indirectly (referrals to other agencies) provided by OSHP personnel. Does not include assistance to non-law enforcement agencies, non-identified agencies, or other OSHP Posts.

** DUS = Driving under a suspended license; CMV = Commercial motor vehicle.

Williams County

2017
OSHP
Activity



2017 Calls for Service by Type

Traffic Stop	6,675
Routine/Other Duties	2,810
Disabled Vehicle	724
Crashes	734
Road Hazards	509
Reckless/OVI	284
Investigations	695
Drug Courier	3
Violence-Related	14
Warrant/Wanted Person	12

TOTAL: 12,460

2017 Incidents by Municipality (Top 5)

Brady Township	3,707
Northwest Township	2,017
Jefferson Township	1,696
Pulaski Township	1,122
Superior Township	1,099
Other (remaining municipalities' sum)	2,779

TOTAL: 12,420

2017 Crashes by Investigating Agency and Crash Severity

Investigating Agency		Fatal Crashes	Injury Crashes	PDO/Unknown
OSHP	Rural	2	112	494
	Urban	1	2	13
CSO	Rural	0	19	187
	Urban	0	0	2
Other PD	Rural	0	0	0
	Urban	1	29	217

TOTAL: 4 162 913

2017 Assists to Other Agencies (Top 3)*

Williams CSO	50
Berea PD	32
Bryan PD	24
Other (remaining agencies' sum)	18

TOTAL: 124

2017 OSHP Traffic Safety Activity

Enforcement Stops	Non Enforcement Stops	Crashes Inv.	OVI Arrests	DUS** Citations	Aggressive Driving Citations	Safety Belt Citations	CMV** Traffic Citations	Motorist Assists	Violation Warnings
4,419	7,609	610	56	85	209	349	585	2,108	2,645

2017 OSHP Crime Enforcement

Cases	Felony Arrests	Felony Warrants	Mis-demeanor Warrants	Mis-demeanor Summons	Drug Arrests	Illegal Weapons Arrests	Identity Theft Arrests	Resisting Arrest Cases
52	8	3	7	31	28	1	1	1

-- All 2017 crash and activity data is provisional as of the run date of 07/20/2018 --

* Assistance to other agencies includes support that is directly (on-scene support on public or private property) or indirectly (referrals to other agencies) provided by OSHP personnel. Does not include assistance to non-law enforcement agencies, non-identified agencies, or other OSHP Posts.

** DUS = Driving under a suspended license; CMV = Commercial motor vehicle.

Wood County

2017
OSHP
Activity



2017 Calls for Service by Type

Traffic Stop	21,163
Routine/Other Duties	2,111
Disabled Vehicle	3,262
Crashes	1,058
Road Hazards	1,437
Reckless/OVI	1,737
Investigations	572
Drug Courier	16
Violence-Related	59
Warrant/Wanted Person	58

TOTAL: 31,473

2017 Incidents by Municipality (Top 5)

Portage Township	4,665
Perrysburg Township	4,470
Lake Township	3,970
Middleton Township	3,520
Center Township	3,406
Other (remaining municipalities' sum)	11,397

TOTAL: 31,428

2017 Assists to Other Agencies (Top 3)*

Perrysburg PD	304
Wood CSO	269
Bowling Green PD	132
Other (remaining agencies' sum)	607

TOTAL: 1,312

2017 Crashes by Investigating Agency and Crash Severity

Investigating Agency		Fatal Crashes	Injury Crashes	PDO/Unknown
OSHP	Rural	7	149	435
	Urban	0	11	80
CSO	Rural	3	182	663
	Urban	0	7	37
Other PD	Rural	1	96	309
	Urban	3	335	1,249

TOTAL: 14 780 2,773

2017 OSHP Traffic Safety Activity

Enforcement Stops	Non Enforcement Stops	Crashes Inv.	OVI Arrests	DUS** Citations	Aggressive Driving Citations	Safety Belt Citations	CMV** Traffic Citations	Motorist Assists	Violation Warnings
12,029	17,699	717	323	368	859	1,258	913	5,888	8,501

2017 OSHP Crime Enforcement

Cases	Felony Arrests	Felony Warrants	Mis-demeanor Warrants	Mis-demeanor Summons	Drug Arrests	Illegal Weapons Arrests	Identity Theft Arrests	Resisting Arrest Cases
237	103	31	89	314	339	9	5	19

-- All 2017 crash and activity data is provisional as of the run date of 07/20/2018 --

* Assistance to other agencies includes support that is directly (on-scene support on public or private property) or indirectly (referrals to other agencies) provided by OSHP personnel. Does not include assistance to non-law enforcement agencies, non-identified agencies, or other OSHP Posts.

** DUS = Driving under a suspended license; CMV = Commercial motor vehicle.

Wyandot County

2017
OSHP
Activity



2017 Calls for Service by Type

Traffic Stop	7,273
Routine/Other Duties	3,196
Disabled Vehicle	942
Crashes	182
Road Hazards	233
Reckless/OVI	383
Investigations	52
Drug Courier	3
Violence-Related	12
Warrant/Wanted Person	15

TOTAL: 12,291

2017 Incidents by Municipality (Top 5)

Crane Township	3,234
Antrim Township	2,945
Salem Township	1,958
Pitt Township	1,509
Crawford Township	1,438
Other (remaining municipalities' sum)	1,146

TOTAL: 12,230

2017 Crashes by Investigating Agency and Crash Severity

Investigating Agency		Fatal Crashes	Injury Crashes	PDO/Unknown
OSHP	Rural	1	17	105
	Urban	0	1	3
CSO	Rural	2	48	270
	Urban	0	1	13
Other PD	Rural	0	0	1
	Urban	0	23	116

TOTAL: 3 90 508

2017 Assists to Other Agencies (Top 3)*

Wyandot CSO	190
Upper Sandusky PD	36
Carey PD	27
Other (remaining agencies' sum)	23

TOTAL: 276

2017 OSHP Traffic Safety Activity

Enforcement Stops	Non Enforcement Stops	Crashes Inv.	OVI Arrests	DUS** Citations	Aggressive Driving Citations	Safety Belt Citations	CMV** Traffic Citations	Motorist Assists	Violation Warnings
4,396	7,647	122	41	148	287	389	262	1,495	2,420

2017 OSHP Crime Enforcement

Cases	Felony Arrests	Felony Warrants	Mis-demeanor Warrants	Mis-demeanor Summons	Drug Arrests	Illegal Weapons Arrests	Identity Theft Arrests	Resisting Arrest Cases
51	28	5	17	100	100	6	0	1

-- All 2017 crash and activity data is provisional as of the run date of 07/20/2018 --

* Assistance to other agencies includes support that is directly (on-scene support on public or private property) or indirectly (referrals to other agencies) provided by OSHP personnel. Does not include assistance to non-law enforcement agencies, non-identified agencies, or other OSHP Posts.

** DUS = Driving under a suspended license; CMV = Commercial motor vehicle.